Bioactive

FLT3L (Human) Recombinant Protein

Catalog # P10670 Size 100 ug

Applications

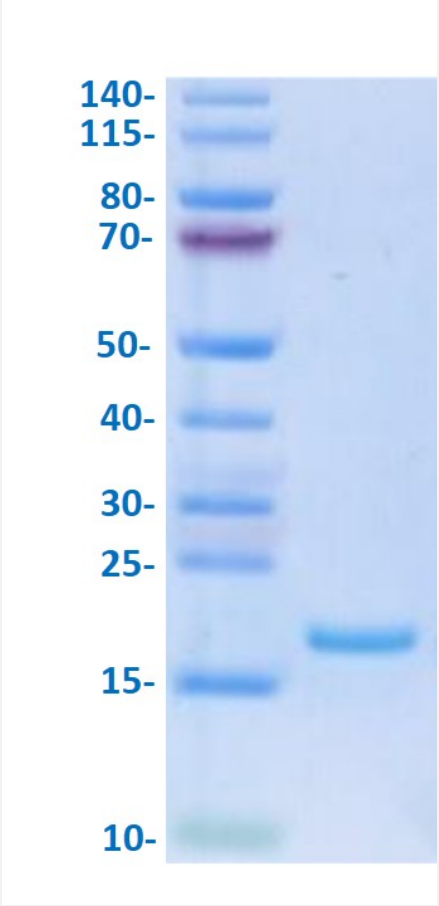

SDS-PAGE

Human FLT3L on Bis-Tris PAGE under reduced condition. The purity is greater than 95%.

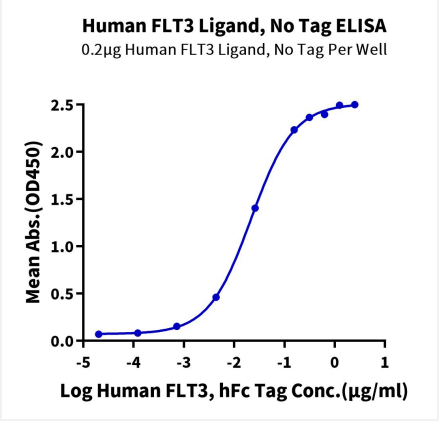

ELISA

Immobilized Human FLT3L, No Tag at 2 ug/mL (100 uL/well) on the plate. Dose response curve for Human FLT3, hFc Tag with the EC_{50} of 21.7 ng/mL determined by ELISA.

Copyright © 2023 Abnova Corporation. All Rights Reserved.

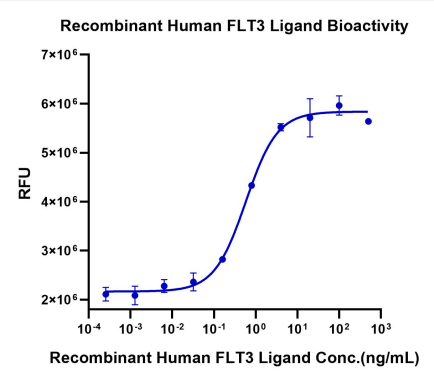

ELISA

The ED_{50} was determined by the dose-dependent stimulation of the proliferation of human AML5 cells is <2.0 ng/mL.

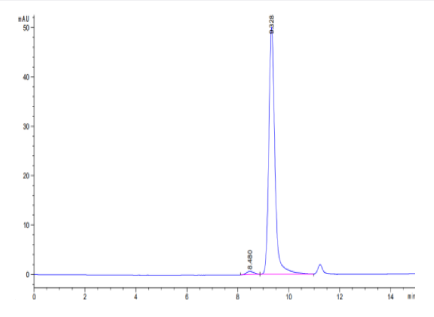

HPLC

The purity of Human FLT3L is greater than 95% as determined by SEC-HPLC.

Specification

Product Description	Human FLT3L (P49771-1, Thr27-Ala181) partial recombinant protein expressed in *Escherichia coli*.
Sequence	Thr27-Ala181
Host	Escherichia coli
Theoretical MW (kDa)	17.61
Reactivity	Mouse
Form	Lyophilized
Preparation Method	*Escherichia coli* expression system
Purity	> 95% by Tris-Bis PAGE > 95% by HPLC
Endotoxin Level	< 0.1 EU per 1 ug as determined by the LAL method.
Activity	The EC_{50} was 21.7 ng/mL determined by ELISA.
Recommend Usage	Biological Activity ELISA Tris-Bis PAGE SEC-HPLC The optimal working dilution should be determined by the end user.

Copyright © 2023 Abnova Corporation. All Rights Reserved.

Storage Buffer	Lyophilized from 0.22 um filtered solution in PBS (pH 7.4). Normally 8% trehalose is added as protec tant before lyophilization.
Storage Instruction	Store at -20°C for 12 months. After reconstitution, store at -80°C for 3 months. Aliquot to avoid repeated freezing and thawing.

Applications

- Functional Study
- Enzyme-linked Immunoabsorbent Assay
- SDS-PAGE

  Human FLT3L on Bis-Tris PAGE under reduced condition. The purity is greater than 95%.

Gene Info — FLT3LG

Entrez GeneID	2323
Protein Accession#	P49771-1
Gene Name	FLT3LG
Gene Alias	FL
Gene Description	fms-related tyrosine kinase 3 ligand
Omim ID	600007
Gene Ontology	Hyperlink
Other Designations	-

Pathway

- Cytokine-cytokine receptor interaction
- Hematopoietic cell lineage
- Pathways in cancer

Copyright © 2023 Abnova Corporation. All Rights Reserved.

Disease

- Genetic Predisposition to Disease
- Ovarian Neoplasms

Copyright © 2023 Abnova Corporation. All Rights Reserved.