Bioactive | CellTx™ | HuPro®

PTPRC (Human) Recombinant Protein (Biotin)

Catalog # P10484 Size 100 ug

Applications

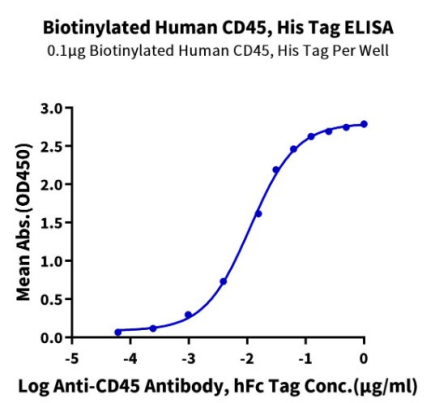

Enzyme-linked Immunoabsorbent Assay

Immobilized Biotinylated Human CD45, His Tag at 1 ug/mL (100 uL/well) on the streptavidin precoated plate (5 ug/mL). Dose response curve for Anti-CD45 Antibody, hFc Tag with the EC_{50} of 11.4 ng/mL determined by ELISA.

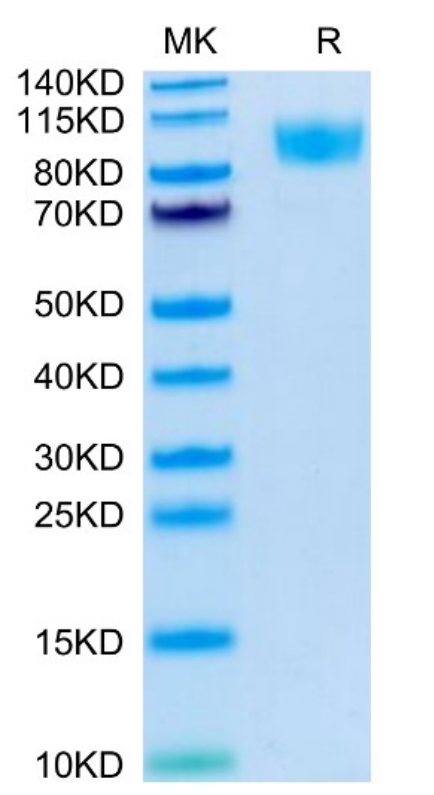

Tris-Bis PAGE

Biotinylated Human PTPRC on Bis-Tris PAGE under reduced condition. The purity is greater than 95%.

Copyright © 2023 Abnova Corporation. All Rights Reserved.

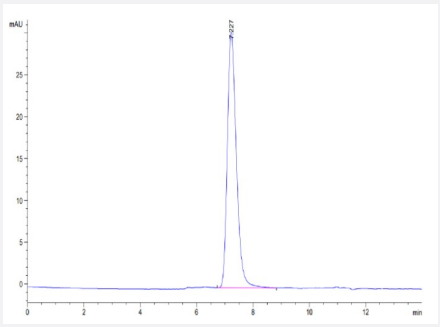

SEC-HPLC

The purity of Biotinylated Human PTPRC is greater than 95% as determined by SEC-HPLC.

Specification

Product Description	Human PTPRC (P08575-4, Gln26-Lys416) partial recombinant protein with His-Avi tag at the C-Ter minus expressed in HEK293 cells.
Sequence	Gln26-Lys416
Host	Human
Theoretical MW (kDa)	47.3
Reactivity	Human
Form	Lyophilized
Conjugation	Biotin
Preparation Method	Mammalian cell (HEK293) expression system
Purity	> 95% by Tris-Bis PAGE > 95% by HPLC
Endotoxin Level	< 0.1 EU per 1 ug as determined by the LAL method.
Activity	The EC_{50} was 11.4 ng/mL, measured by ELISA at 1 ug/mL.
Recommend Usage	Biological Activity ELISA Tris-Bis PAGE SEC-HPLC The optimal working dilution should be determined by the end user.
Storage Buffer	Lyophilized from 0.22 um filtered solution in PBS, pH 7.4. (8% trehalose).
Storage Instruction	Store at -20°C for 12 months. After reconstitution, store at 4°C for 2-7 days, or store at -80°C for 3-6 months. Aliquot to avoid repeated freezing and thawing.
Note	Please use within one month after protein reconstitution.

Copyright © 2023 Abnova Corporation. All Rights Reserved.

Applications

- Functional Study

- Enzyme-linked Immunoabsorbent Assay

  Immobilized Biotinylated Human CD45, His Tag at 1 ug/mL (100 uL/well) on the streptavidin precoated plate (5 ug/mL). Dose response curve for Anti-CD45 Antibody, hFc Tag with the EC_{50} of 11.4 ng/mL determined by ELISA.

Gene Info — PTPRC

Entrez GeneID	5788
Protein Accession#	P08575-4
Gene Name	PTPRC
Gene Alias	B220, CD45, CD45R, GP180, LCA, LY5, T200
Gene Description	protein tyrosine phosphatase, receptor type, C
Omim ID	126200 151460 609532
Gene Ontology	Hyperlink
Gene Summary	The protein encoded by this gene is a member of the protein tyrosine phosphatase (PTP) family. PTPs are known to be signaling molecules that regulate a variety of cellular processes including c ell growth, differentiation, mitotic cycle, and oncogenic transformation. This PTP contains an extra cellular domain, a single transmembrane segment and two tandem intracytoplasmic catalytic dom ains, and thus belongs to receptor type PTP. This gene is specifically expressed in hematopoietic cells. This PTP has been shown to be an essential regulator of T- and B-cell antigen receptor sign aling. It functions through either direct interaction with components of the antigen receptor comple xes, or by activating various Src family kinases required for the antigen receptor signaling. This P TP also suppresses JAK kinases, and thus functions as a regulator of cytokine receptor signaling. Four alternatively spliced transcripts variants of this gene, which encode distinct isoforms, have b een reported. [provided by RefSeq
Other Designations	CD45 antigen|T200 glycoprotein|T200 leukocyte common antigen|glycoprotein|leukocyte-commo n antigen|protein tyrosine phosphatase, receptor type, c polypeptide

Pathway

- Cell adhesion molecules (CAMs)

- Fc gamma R-mediated phagocytosis

Copyright © 2023 Abnova Corporation. All Rights Reserved.

- Primary immunodeficiency
- T cell receptor signaling pathway

Disease

- Arthritis
- Ascariasis
- Autoimmune Diseases
- Cardiomyopathy
- Diabetes Mellitus
- Genetic Predisposition to Disease
- Graves Disease
- Hashimoto Disease
- Hepatitis
- Hepatitis B
- Hepatitis C
- HIV Infections
- Inflammatory Bowel Diseases
- Lupus Erythematosus
- Lymphopenia
- Multiple Sclerosis
- Paraparesis
- Scleroderma
- Severe combined immunodeficiency
- Thyroiditis

Copyright © 2023 Abnova Corporation. All Rights Reserved.