Bioactive CellTx™ HuPro®

IL15RA (Human) Recombinant Protein

Catalog # P10267 Size 100 ug

Applications

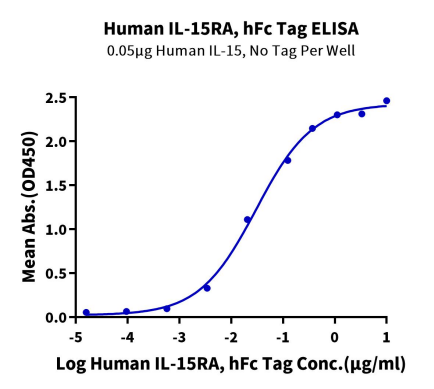

Enzyme-linked Immunoabsorbent Assay

Immobilized Human IL-15, No Tag at 0.5 ug/ml (100 ul/Well) on the plate. Dose response curve for Human IL-15RA, hFc Tag with the EC_{50} of 30.2 ng/ml determined by ELISA.

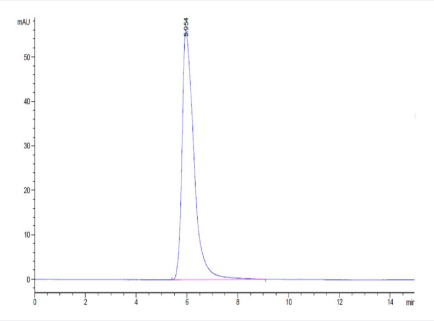

SEC-HPLC

The purity of Human IL-15RA is greater than 95% as determined by SEC-HPLC.

Copyright © 2023 Abnova Corporation. All Rights Reserved.

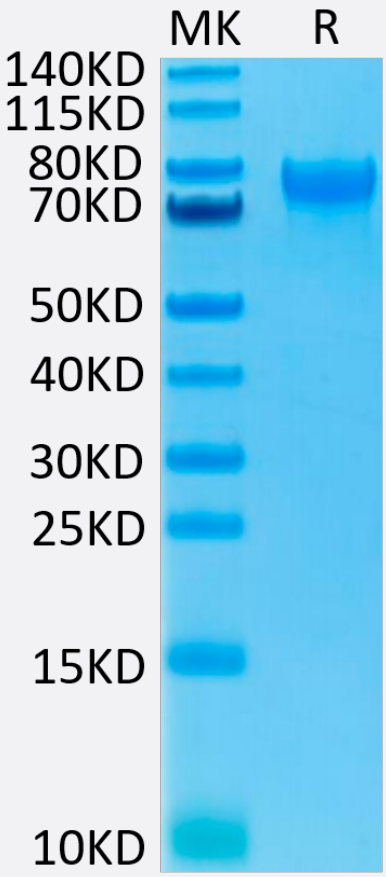

Tris-Bis PAGE

Human IL-15RA on Tris-Bis PAGE under reduced condition. The purity is greater than 95%.

Specification

Product Description	Human IL15RA (Q13261-1, Ile31-Thr205) partial recombinant protein with hFc tag at C-terminus expressed in HEK293 cells.
Sequence	Ile31-Thr205
Host	Human
Theoretical MW (kDa)	45.1
Form	Lyophilized
Preparation Method	Mammalian cell (HEK293) expression system
Purity	> 95% as determined by Tris-Bis PAGE;> 95% as determined by HPLC
Endotoxin Level	< 1 EU per 1 ug of protein (determined by LAL method)
Quality Control Testing	SEC-HPLC SEC-HPLC The purity of Human IL-15RA is greater than 95% as determined by SEC-HPLC. Tris-Bis PAGE Human IL-15RA on Tris-Bis PAGE under reduced condition. The purity is greater than 95%.

Copyright © 2023 Abnova Corporation. All Rights Reserved.

Recommend Usage	Biological Activity ELISA SEC-HPLC Tris-Bis PAGE The optimal working dilution should be determined by the end user.
Storage Buffer	Lyophilized from filtered solution in PBS, pH 7.4 (5% trehalose).
Storage Instruction	After reconstitution with deionized water to a final concentration more than 100 ug/ml, store at 4°C for 1 week. For long term storage, store at -80°C for 1 year. Aliquot to avoid repeated freezing and thawing.

Applications

- Functional Study
- Enzyme-linked Immunoabsorbent Assay

  Immobilized Human IL-15, No Tag at 0.5 ug/ml (100 ul/Well) on the plate. Dose response curve for Human IL-15RA, hFc Tag with the EC_{50} of 30.2 ng/ml determined by ELISA.

Gene Info — IL15RA

Entrez GeneID	3601
Protein Accession#	Q13261-1
Gene Name	IL15RA
Gene Alias	MGC104179
Gene Description	interleukin 15 receptor, alpha
Omim ID	601070
Gene Ontology	Hyperlink
Gene Summary	The protein encoded by this gene is a cytokine receptor that specifically binds IL15 with high affinity. The receptors of IL15 and IL2 share two subunits, the IL2R beta and IL2R gamma chains. This forms the basis of many overlapping biological activities of IL15 and IL2. The IL2 receptor requires an additional IL2-specific alpha subunit for high affinity IL2 binding. This protein is structurally related to IL2R alpha, but is capable of binding IL15 with high affinity independent of other subunits, which suggests the distinct roles between IL15 and IL2. This receptor is reported to enhance cell proliferation and expression of apoptosis inhibitor BCL2L1/BCL2-XL and BCL2. Multiple alternatively spliced transcript variants of this gene have been reported. The full length sequences of only two variants encoding distinct isoforms are available. [provided by RefSeq

Copyright © 2023 Abnova Corporation. All Rights Reserved.

Other Designations	OTTHUMP00000019021|OTTHUMP00000019022

Pathway

- Cytokine-cytokine receptor interaction
- Jak-STAT signaling pathway

Disease

- Adenocarcinoma
- Alzheimer Disease
- Asthma
- Bronchiolitis
- Carcinoma
- Celiac Disease
- Esophageal Neoplasms
- Genetic Predisposition to Disease
- Hyperparathyroidism
- Infant
- Kidney Failure
- Lung Neoplasms
- Lymphoma
- Metabolic Syndrome X
- Obesity
- Pulmonary Disease
- Respiratory Syncytial Virus Infections
- Syndrome
- Urinary Bladder Neoplasms

Copyright © 2023 Abnova Corporation. All Rights Reserved.

- Werner syndrome

Copyright © 2023 Abnova Corporation. All Rights Reserved.