RecomAb™

SOX2 monoclonal antibody, clone RM427

Catalog # MAB23214 Size 100 uL

Applications

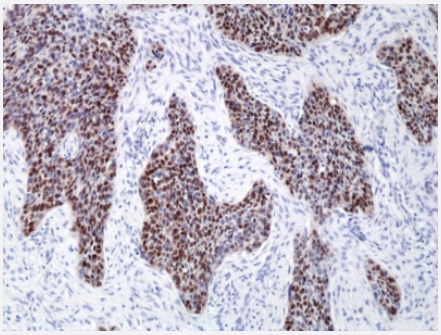

Immunohistochemistry (Formalin/PFA-fixed paraffin-embedded sections)

Immunohistochemical staining of formalin fixed and paraffin embedded human lung squamous Cell Carcinoma tissue section using SOX2 monoclonal antibody clone RM427 at a 1:100 dilution.

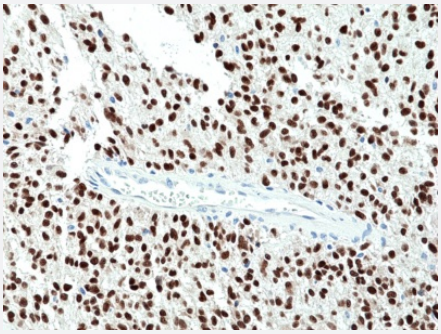

Immunohistochemistry (Formalin/PFA-fixed paraffin-embedded sections)

Immunohistochemical staining of formalin fixed and paraffin embedded human glioblastoma tissue section using SOX2 monoclonal antibody clone RM427 at a 1:100 dilution.

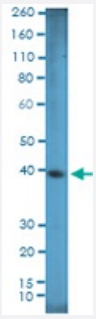

Western Blot (Cell lysate)

Western Blot of 293 cell lysate using SOX2 monoclonal antibody clone RM427 at a 1:1000 dilution.

Specification

Product Description	Rabbit recombinant monoclonal antibody raised against human SOX2.

Copyright © 2023 Abnova Corporation. All Rights Reserved.

Antibody Species	Rabbit
Immunogen	Original antibody is raised against a synthetic peptide corresponding to the C-terminus of human SOX2.
Reactivity	Human
Specificity	This antibody reacts to human SOX2.
Form	Liquid
Purification	Protein A purification
Isotype	IgG
Recommend Usage	Immunochemistry (1:100 - 1:250) Western Blot (1:100 - 1:2000) The optimal working dilution should be determined by the end user.
Storage Buffer	In PBS (50% glycerol, 1% BSA, 0.09% sodium azide)
Storage Instruction	Store at -20°C. Aliquot to avoid repeated freezing and thawing.
Note	This product contains sodium azide: a POISONOUS AND HAZARDOUS SUBSTANCE which should be handled by trained staff only.

Applications

- Immunohistochemistry (Formalin/PFA-fixed paraffin-embedded sections)

  Immunohistochemical staining of formalin fixed and paraffin embedded human lung squamous Cell Carcinoma tissue section using SOX2 monoclonal antibody clone RM427 at a 1:100 dilution.

- Immunohistochemistry (Formalin/PFA-fixed paraffin-embedded sections)

  Immunohistochemical staining of formalin fixed and paraffin embedded human glioblastoma tissue section using SOX2 monoclonal antibody clone RM427 at a 1:100 dilution.

- Western Blot (Cell lysate)

  Western Blot of 293 cell lysate using SOX2 monoclonal antibody clone RM427 at a 1:1000 dilution.

Gene Info — SOX2

Entrez GeneID	6657
Gene Name	SOX2

Copyright © 2023 Abnova Corporation. All Rights Reserved.

Gene Alias	ANOP3, MCOPS3, MGC2413
Gene Description	SRY (sex determining region Y)-box 2
Omim ID	184429 206900
Gene Ontology	Hyperlink
Gene Summary	This intronless gene encodes a member of the SRY-related HMG-box (SOX) family of transcription factors involved in the regulation of embryonic development and in the determination of cell fate. The product of this gene is required for stem-cell maintenance in the central nervous system, and also regulates gene expression in the stomach. Mutations in this gene have been associated with optic nerve hypoplasia and with syndromic microphthalmia, a severe form of structural eye malformation. This gene lies within an intron of another gene called SOX2 overlapping transcript (SOX2 OT). [provided by RefSeq
Other Designations	SRY-related HMG-box gene 2|sex-determining region Y-box 2|transcription factor SOX2

Disease

- Anophthalmos
- Coloboma
- Diabetes Mellitus
- Diabetic Nephropathies
- Genetic Predisposition to Disease
- Kidney Failure
- Microphthalmos
- Myopia

Copyright © 2023 Abnova Corporation. All Rights Reserved.