CDKN2A monoclonal antibody, clone CGD-3

Catalog # MAB22026 Size 100 uL

Applications

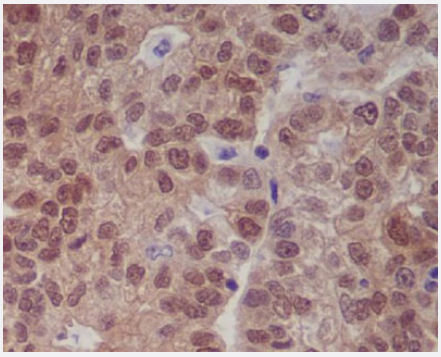

Immunohistochemistry (Formalin/PFA-fixed paraffin-embedded sections)

Immunohistochemical staining (Formalin-fixed paraffin-embedded sections) of human gastric cancer.

Immunofluorescence

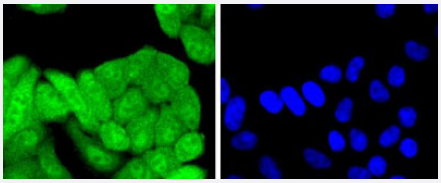

Immunofluorescenc analysis of HepG2 cell.

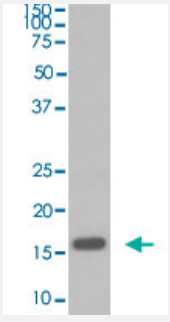

Western Blot (Cell lysate)

Western blot analysis of 293T cell lysate.

Specification

Product Description	Rabbit monoclonal antibody raised against synthetic peptide of human CDKN2A.

Copyright © 2023 Abnova Corporation. All Rights Reserved.

Immunogen	A synthetic peptide corresponding to human CDKN2A.
Host	Rabbit
Reactivity	Human
Form	Liquid
Purification	Affinity purification
Isotype	IgG
Recommend Usage	Flow Cytometry (1:100) Immunocytochemistry (1:50-1:200) Immunofluorescence (1:50-1:200) Immunohistochemistry (1:50-1:200) Immunoprecipitation (1:30) Western Blot (1:500-1:2000) The optimal working dilution should be determined by the end user.
Storage Buffer	In PBS, 150 mM NaCl, pH 7.4 (50% glycerol, 0.02% sodium azide).
Storage Instruction	Store at -20°C. Aliquot to avoid repeated freezing and thawing.
Note	This product contains sodium azide: a POISONOUS AND HAZARDOUS SUBSTANCE which shoul d be handled by trained staff only.

Applications

- Immunohistochemistry (Formalin/PFA-fixed paraffin-embedded sections)

  Immunohistochemical staining (Formalin-fixed paraffin-embedded sections) of human gastric cancer.

- Immunofluorescence

  Immunofluorescenc analysis of HepG2 cell.

- Immunocytochemistry

- Flow Cytometry

- Immunoprecipitation

- Western Blot (Cell lysate)

  Western blot analysis of 293T cell lysate.

Copyright © 2023 Abnova Corporation. All Rights Reserved.

Gene Info — CDKN2A

Entrez GeneID	1029
Protein Accession#	P42771
Gene Name	CDKN2A
Gene Alias	ARF, CDK4I, CDKN2, CMM2, INK4, INK4a, MLM, MTS1, TP16, p14, p14ARF, p16, p16INK4, p16INK4a, p19
Gene Description	cyclin-dependent kinase inhibitor 2A (melanoma, p16, inhibits CDK4)
Omim ID	151623 155601 155755 600160 606719
Gene Ontology	Hyperlink
Gene Summary	This gene generates several transcript variants which differ in their first exons. At least three alternatively spliced variants encoding distinct proteins have been reported, two of which encode structurally related isoforms known to function as inhibitors of CDK4 kinase. The remaining transcript includes an alternate first exon located 20 Kb upstream of the remainder of the gene; this transcript contains an alternate open reading frame (ARF) that specifies a protein which is structurally unrelated to the products of the other variants. This ARF product functions as a stabilizer of the tumor suppressor protein p53 as it can interact with, and sequester, MDM1, a protein responsible for the degradation of p53. In spite of the structural and functional differences, the CDK inhibitor isoforms and the ARF product encoded by this gene, through the regulatory roles of CDK4 and p53 in cell cycle G1 progression, share a common functionality in cell cycle G1 control. This gene is frequently mutated or deleted in a wide variety of tumors, and is known to be an important tumor suppressor gene. [provided by RefSeq
Other Designations	CDK4 inhibitor p16-INK4|OTTHUMP00000021147|OTTHUMP00000021148|cell cycle negative regulator beta|cyclin-dependent kinase inhibitor 2A|cyclin-dependent kinase inhibitor p16|multiple tumor suppressor 1

Pathway

- Bladder cancer
- Cell cycle
- Chronic myeloid leukemia
- Glioma
- Melanoma
- Non-small cell lung cancer
- p53 signaling pathway

Copyright © 2023 Abnova Corporation. All Rights Reserved.

- Pancreatic cancer
- Pathways in cancer

Disease

- Adenocarcinoma
- Alzheimer disease
- Aneuploidy
- Asthma
- Ataxia telangiectasia
- Atherosclerosis
- Barrett Esophagus
- Bile Duct Neoplasms
- Birth Weight
- Brain Ischemia
- Brain Neoplasms
- Breast cancer
- Breast Neoplasms
- Calcinosis
- Carcinoma
- Cardiovascular Diseases
- Chagas Disease
- Cholangiocarcinoma
- Cholangitis
- Chromosomal Instability
- Chromosome Aberrations
- Chronic Disease

Copyright © 2023 Abnova Corporation. All Rights Reserved.

- Colon cancer
- Colonic Neoplasms
- Colorectal Neoplasms
- Coronary Artery Disease
- Coronary Disease
- Cystadenocarcinoma
- Diabetes
- Diabetes Complications
- Diabetes Mellitus
- Disease Progression
- Disease Susceptibility
- Dysplastic Nevus Syndrome
- Eczema
- Esophageal Neoplasms
- Eye Neoplasms
- Fetal Diseases
- Genetic Predisposition to Disease
- Glioblastoma
- Glioma
- Glucose Intolerance
- Glucose Metabolism Disorders
- Head and Neck Neoplasms
- Heart Diseases
- Hemorrhage
- HIV Infections
- Hyperglycemia

Copyright © 2023 Abnova Corporation. All Rights Reserved.

- Hyperlipidemias
- Hyperlipoproteinemia Type II
- Hypersensitivity
- Hypertension
- Insulin Resistance
- Intracranial Aneurysm
- Kidney Failure
- Laryngeal Neoplasms
- Leukemia
- Leukoplakia
- Liver Cirrhosis
- Lung Neoplasms
- Lymphoma
- Malignant melanoma
- Malnutrition
- Melanoma
- Meningeal Neoplasms
- Meningioma
- Microsatellite Instability
- Mouth Neoplasms
- Multiple endocrine neoplasia
- Multiple Endocrine Neoplasia Type 1
- Multiple Myeloma
- Myelodysplastic Syndromes
- Myocardial Infarction
- Nasopharyngeal Neoplasms

Copyright © 2023 Abnova Corporation. All Rights Reserved.

- Neoplasm Invasiveness
- Neoplasm Recurrence
- Neoplasms
- Neuroma
- Nevus
- Obesity
- Occupational Diseases
- Ovarian cancer
- Ovarian Neoplasms
- Pancreatic cancer
- Pancreatic Neoplasms
- Periodontitis
- Pharyngeal Neoplasms
- Precancerous Conditions
- Prostate cancer
- Prostatic Neoplasms
- Pulmonary Disease
- Rectal Neoplasms
- Retinoblastoma
- Rhinitis
- Schizophrenia
- Skin Neoplasms

- Starvation
- Stomach Neoplasms
- Stroke

Copyright © 2023 Abnova Corporation. All Rights Reserved.

- Sunburn
- Urinary Bladder Neoplasms
- Uveal Neoplasms
- Vascular Diseases
- Weight Gain
- Werner syndrome
- Wolfram Syndrome

Copyright © 2023 Abnova Corporation. All Rights Reserved.