RecomAb™

KIT monoclonal antibody, clone RM359

Catalog # MAB21993 Size 100 uL

Applications

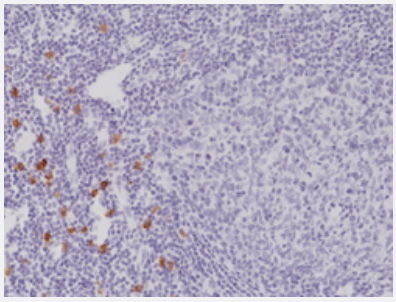

Immunohistochemistry (Formalin/PFA-fixed paraffin-embedded sections)

Immunohistochemical staining of human tonsil.

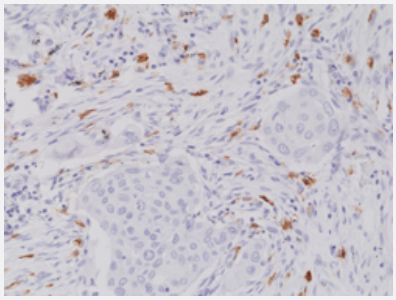

Immunohistochemistry (Formalin/PFA-fixed paraffin-embedded sections)

Immunohistochemical staining of human lung cancer.

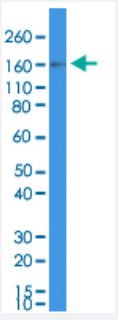

Western Blot (Tissue lysate)

Western Blot (Tissue lysate) analysis of human placenta.

Specification

Product Description	Rabbit recombinant monoclonal antibody raised against human KIT.

Copyright © 2023 Abnova Corporation. All Rights Reserved.

Antibody Species	Rabbit
Immunogen	Original antibody is raised against a synthetic peptide corresponding to C-terminus of human KIT.
Reactivity	Human
Specificity	This antibody reacts to human CD117/c-Kit.
Form	Liquid
Purification	Protein A purification
Isotype	IgG
Recommend Usage	Immunohistochemistry (Formalin/PFA-fixed paraffin-embedded sections) (1:1000-2000) Western Blot (1:200-1000) The optimal working dilution should be determined by the end user.
Storage Buffer	In PBS (50% glycerol, 1% BSA, 0.09% sodium azide)
Storage Instruction	Store at -20°C. Aliquot to avoid repeated freezing and thawing.
Note	This product contains sodium azide: a POISONOUS AND HAZARDOUS SUBSTANCE which shoul d be handled by trained staff only.

Applications

- Immunohistochemistry (Formalin/PFA-fixed paraffin-embedded sections)

  Immunohistochemical staining of human tonsil.

- Immunohistochemistry (Formalin/PFA-fixed paraffin-embedded sections)

  Immunohistochemical staining of human lung cancer.

- Western Blot (Tissue lysate)

  Western Blot (Tissue lysate) analysis of human placenta.

Gene Info — KIT

Entrez GeneID	3815
Gene Name	KIT
Gene Alias	C-Kit, CD117, PBT, SCFR

Copyright © 2023 Abnova Corporation. All Rights Reserved.

Gene Description	v-kit Hardy-Zuckerman 4 feline sarcoma viral oncogene homolog
Omim ID	164920 172800 273300 601626 606764
Gene Ontology	Hyperlink
Gene Summary	This gene encodes the human homolog of the proto-oncogene c-kit. C-kit was first identified as th e cellular homolog of the feline sarcoma viral oncogene v-kit. This protein is a type 3 transmembra ne receptor for MGF (mast cell growth factor, also known as stem cell factor). Mutations in this ge ne are associated with gastrointestinal stromal tumors, mast cell disease, acute myelogenous luk emia, and piebaldism. Multiple transcript variants encoding different isoforms have been found for this gene. [provided by RefSeq
Other Designations	mast/stem cell growth factor receptor|proto-oncogene tyrosine-protein kinase Kit|soluble KIT varia nt 1

Pathway

- Acute myeloid leukemia
- Cytokine-cytokine receptor interaction
- Endocytosis
- Hematopoietic cell lineage
- Melanogenesis
- Pathways in cancer

Disease

- Acute Disease
- Aneuploidy
- Azoospermia
- Chronic Disease
- Constipation
- Disease Progression
- Gastrointestinal Stromal Tumors
- Genetic Predisposition to Disease

Copyright © 2023 Abnova Corporation. All Rights Reserved.

- Hematologic Neoplasms
- Hyperpigmentation
- Infertility
- Leukemia
- Liver Neoplasms
- Lung Neoplasms
- Malignant melanoma
- Mastocytosis
- Melanoma
- Neoplasm
- Neoplasm Recurrence
- Neoplasm Seeding
- Oligospermia
- Osteoporosis
- Pancreatic cancer
- Pancreatic Neoplasms
- Skin Neoplasms
- Splenic Neoplasms
- Stomach Neoplasms
- Thyroid Neoplasms
- Translocation

Copyright © 2023 Abnova Corporation. All Rights Reserved.