# TTR monoclonal antibody, clone 2E10C5

Catalog # MAB16697 Size 100 ug

## Applications

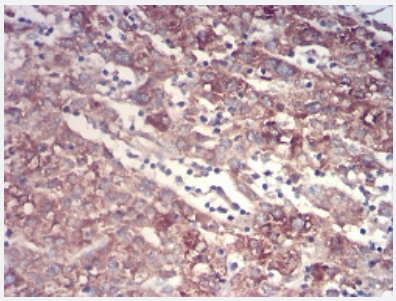

### Immunohistochemistry (Formalin/PFA-fixed paraffin-embedded sections)

Immunohistochemical staining of paraffin-embedded liver cancer tissues with TTR monoclonal antibody.

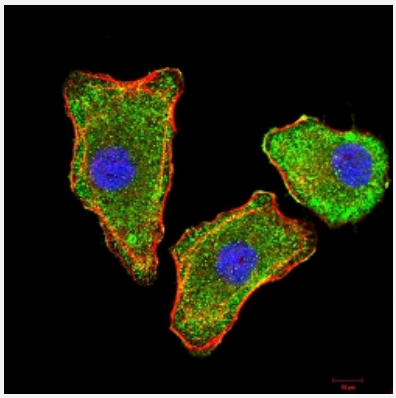

### Immunocytochemistry

Immunocytochemical staining of MCF-7 cells with TTR monoclonal antibody (green). DRAQ5 fluorescent DNA dye (blue). Actin filaments labeled with Alexa Fluor-555 phalloidin (red).

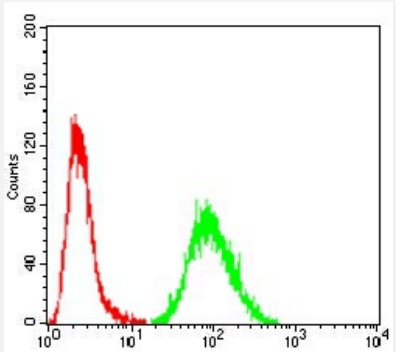


### Flow Cytometry

Flow cytometric analysis of A549 cells with TTR monoclonal antibody (green) and negative control (red).

Copyright © 2023 Abnova Corporation. All Rights Reserved.

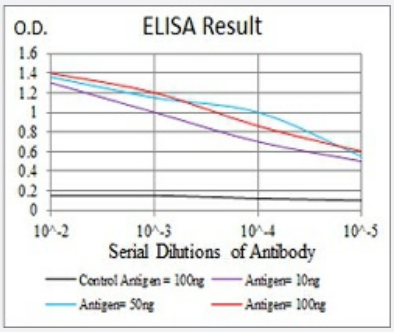


## Enzyme-linked Immunoabsorbent Assay

ELISA analysis of TTR monoclonal antibody, clone 2E10C5.

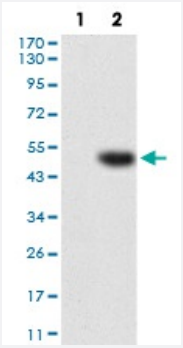


## Western Blot (Transfected lysate)

Western blot analysis of Lane 1: HEK293 cell; Lane 2: TTR-hIgGFc transfected HEK293 cell with TTR monoclonal antibody.

## Specification

| | |
|---|---|
| **Product Description** | Mouse monoclonal antibody raised against recombinant human TTR. |
| **Immunogen** | Recombinant protein corresponding to amino acid 1-147 of human TTR from *E. coli*. |
| **Host** | Mouse |
| **Theoretical MW (kDa)** | 15.9 |
| **Reactivity** | Human |
| **Form** | Liquid |
| **Isotype** | IgG1 |
| **Recommend Usage** | ELISA (1:10000)<br>Western Blot (1:500-1:2000)<br>Immunohistochemistry (1:200-1:1000)<br>Immunocytochemistry (1:200-1:1000)<br>Flow Cytometry (1:200-1:400)<br>The optimal working dilution should be determined by the end user. |
| **Storage Buffer** | In PBS (0.05% sodium azide). |
| **Storage Instruction** | Store at 4°C. For long term storage store at -20°C.<br>Aliquot to avoid repeated freezing and thawing. |

Copyright © 2023 Abnova Corporation. All Rights Reserved.

| | |
|---|---|
| **Note** | This product contains sodium azide: a POISONOUS AND HAZARDOUS SUBSTANCE which shoul d be handled by trained staff only. |

## Applications

- Immunohistochemistry (Formalin/PFA-fixed paraffin-embedded sections)

  Immunohistochemical staining of paraffin-embedded liver cancer tissues with TTR monoclonal antibody.

- Immunocytochemistry

  Immunocytochemical staining of MCF-7 cells with TTR monoclonal antibody (green). DRAQ5 fluorescent DNA dye (blue). Actin filaments labeled with Alexa Fluor-555 phalloidin (red).

- Flow Cytometry

  Flow cytometric analysis of A549 cells with TTR monoclonal antibody (green) and negative control (red).

- Enzyme-linked Immunoabsorbent Assay

  ELISA analysis of TTR monoclonal antibody, clone 2E10C5.

- Western Blot (Transfected lysate)

  Western blot analysis of Lane 1: HEK293 cell; Lane 2: TTR-hIgGFc transfected HEK293 cell with TTR monoclonal antibody.

## Gene Info — TTR

| | |
|---|---|
| **Entrez GeneID** | 7276 |
| **Gene Name** | TTR |
| **Gene Alias** | HsT2651, PALB, TBPA |
| **Gene Description** | transthyretin |
| **Omim ID** | 176300 |
| **Gene Ontology** | Hyperlink |

Copyright © 2023 Abnova Corporation. All Rights Reserved.

| | |
|---|---|
| **Gene Summary** | This gene encodes transthyretin, one of the three prealbumins including alpha-1-antitrypsin, transthyretin and orosomucoid. Transthyretin is a carrier protein; it transports thyroid hormones in the plasma and cerebrospinal fluid, and also transports retinol (vitamin A) in the plasma. The protein consists of a tetramer of identical subunits. More than 80 different mutations in this gene have been reported; most mutations are related to amyloid deposition, affecting predominantly peripheral nerve and/or the heart, and a small portion of the gene mutations is non-amyloidogenic. The diseases caused by mutations include amyloidotic polyneuropathy, euthyroid hyperthyroxinaemia, amyloidotic vitreous opacities, cardiomyopathy, oculoleptomeningeal amyloidosis, meningocerebrovascular amyloidosis, carpal tunnel syndrome, etc. [provided by RefSeq |
| **Other Designations** | prealbumin, amyloidosis type I\|thyroxine-binding prealbumin |

## Disease

- Alzheimer disease
- Amyloid Neuropathies
- Amyloidosis
- Cardiovascular Diseases
- Diabetes Mellitus
- Edema
- Genetic Predisposition to Disease
- Heart Diseases
- Kidney Failure
- Schizophrenia

Copyright © 2023 Abnova Corporation. All Rights Reserved.