SERPINA3 monoclonal antibody, clone 5G3C11

Catalog # MAB16629 Size 100 ug

Applications

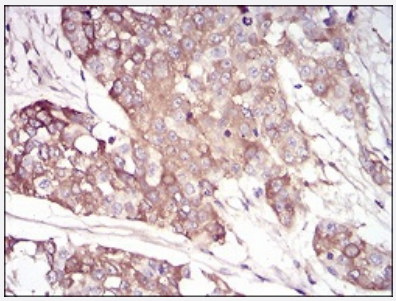

Immunohistochemistry (Formalin/PFA-fixed paraffin-embedded sections)

Immunohistochemical staining of paraffin-embedded bladder cancer tissues with SERPINA3 monoclonal antibody.

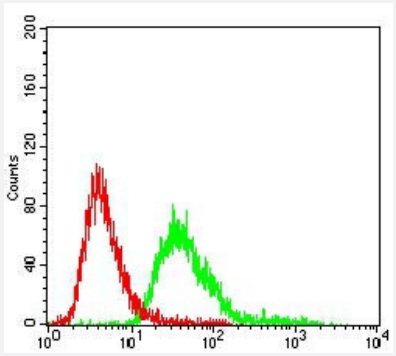

Flow Cytometry

Flow cytometric analysis of A549 cells with SERPINA3 monoclonal antibody (green) and negative control (red).

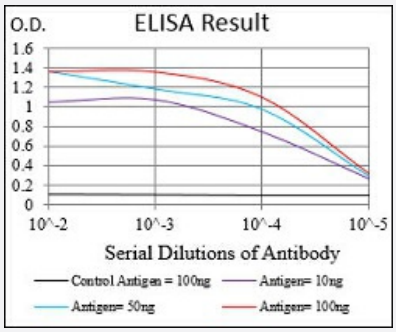

Enzyme-linked Immunoabsorbent Assay

ELISA analysis of SERPINA3 monoclonal antibody, clone 5G3C11.

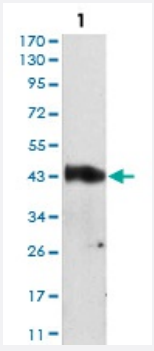

Western Blot (Cell lysate)

Western blot analysis using SERPINA3 monoclonal antibody against A549 cell lysate.

Copyright © 2023 Abnova Corporation. All Rights Reserved.

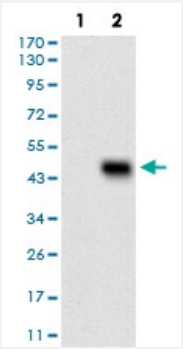

Western Blot (Transfected lysate)

Western blot analysis of Lane 1: HEK293 cell; Lane 2: SERPINA3-hIgGFc transfected HEK293 cell with SERPINA3 monoclonal antibody.

Specification

Product Description	Mouse monoclonal antibody raised against recombinant human SERPINA3.
Immunogen	Recombinant protein corresponding to amino acid 279-432 of human SERPINA3 from *E. coli*.
Host	Mouse
Theoretical MW (kDa)	47.7
Reactivity	Human
Form	Liquid
Isotype	IgG1
Recommend Usage	ELISA (1:10000) Western Blot (1:500-1:2000) Immunohistochemistry (1:200-1:1000) Flow Cytometry (1:200-1:400) The optimal working dilution should be determined by the end user.
Storage Buffer	In PBS (0.05% sodium azide).
Storage Instruction	Store at 4°C. For long term storage store at -20°C. Aliquot to avoid repeated freezing and thawing.
Note	This product contains sodium azide: a POISONOUS AND HAZARDOUS SUBSTANCE which shoul d be handled by trained staff only.

Applications

- Immunohistochemistry (Formalin/PFA-fixed paraffin-embedded sections)

Immunohistochemical staining of paraffin-embedded bladder cancer tissues with SERPINA3 monoclonal antibody.

Copyright © 2023 Abnova Corporation. All Rights Reserved.

- Flow Cytometry

  Flow cytometric analysis of A549 cells with SERPINA3 monoclonal antibody (green) and negative control (red).

- Enzyme-linked Immunoabsorbent Assay

  ELISA analysis of SERPINA3 monoclonal antibody, clone 5G3C11.

- Western Blot (Cell lysate)

  Western blot analysis using SERPINA3 monoclonal antibody against A549 cell lysate.

- Western Blot (Transfected lysate)

  Western blot analysis of Lane 1: HEK293 cell; Lane 2: SERPINA3-hIgGFc transfected HEK293 cell with SERPINA3 monoclonal antibody.

Gene Info — SERPINA3

Entrez GeneID	12
Gene Name	SERPINA3
Gene Alias	AACT, ACT, GIG24, GIG25, MGC88254
Gene Description	serpin peptidase inhibitor, clade A (alpha-1 antiproteinase, antitrypsin), member 3
Omim ID	107280
Gene Ontology	Hyperlink
Gene Summary	The protein encoded by this gene is a plasma protease inhibitor and member of the serine protea se inhibitor class. Polymorphisms in this protein appear to be tissue specific and influence protea se targeting. Variations in this protein's sequence have been implicated in Alzheimer's disease, a nd deficiency of this protein has been associated with liver disease. Mutations have been identifie d in patients with Parkinson disease and chronic obstructive pulmonary disease. [provided by Ref Seq
Other Designations	alpha-1-antichymotrypsin|antichymotrypsin|growth-inhibiting protein 24|growth-inhibiting protein 25 |serine (or cysteine) proteinase inhibitor, clade A (alpha-1 antiproteinase, antitrypsin), member 3|s erine (or cysteine) proteinase inhibitor, clade A, memb

Disease

- Acute Disease
- alpha 1-Antitrypsin Deficiency

Copyright © 2023 Abnova Corporation. All Rights Reserved.

- Alpha-1-antitrypsin deficiency
- Alzheimer disease
- Aneurysm
- Asthma
- Brain Ischemia
- Bronchial Hyperreactivity
- Cardiovascular Diseases
- Cerebral Amyloid Angiopathy
- Cerebral Hemorrhage
- Cerebrovascular Accident
- Chronic Disease
- Cognition
- Cognition Disorders
- Cystic fibrosis
- Dementia
- Diabetes Complications
- Diabetes Mellitus
- Disease Progression
- Edema
- Encephalitis
- Genetic Predisposition to Disease
- Hemorrhage
- Hypercholesterolemia
- Hypersensitivity
- Hypertension
- Inflammation

Copyright © 2023 Abnova Corporation. All Rights Reserved.

- Intracranial Aneurysm
- Kidney Failure
- Lung Neoplasms
- Macular Degeneration
- Mental Status Schedule
- Metabolic Syndrome X
- Multiple System Atrophy
- Myocardial Infarction
- Myocardial Ischemia
- Myositis
- Neoplasms
- Neuropsychological Tests
- Osteoarthritis
- Osteoporosis
- Pancreatitis
- Parkinson disease
- Prostate cancer
- Prostatic Hyperplasia
- Prostatic Neoplasms
- Pulmonary Disease
- Pulmonary Emphysema
- Stroke
- Subarachnoid Hemorrhage
- Vasculitis
- Wegener Granulomatosis

Copyright © 2023 Abnova Corporation. All Rights Reserved.