

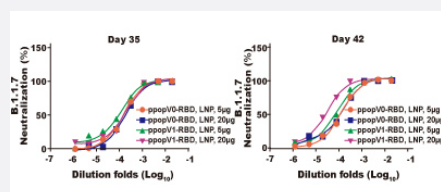
## SARS-CoV-2

# COVID-19 Alpha Variant Pseudovirus Neutralizing Antibody Assay (Luciferase)

Catalog # DE0004

Size 1 Kit

## Applications

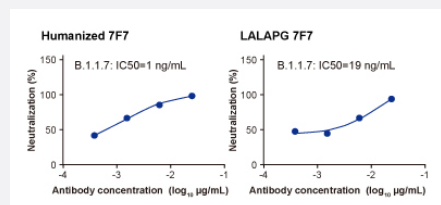


### Neutralization

RBD-binding IgG responses in mouse sera collected 35 days and 42 days after immunization with 5 ug or 20 ug COVID-19 RBD SAM LNP no adjuvant (ppopV0) and 5 ug or 20 ug COVID-19 RBD SAM plus adjuvant (ppopV1).

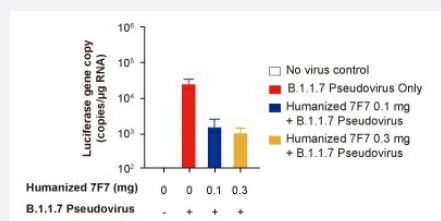
### Neutralization

SARS-CoV-2 alpha variant spike pseudovirus expressing luciferase is treated with humanized monoclonal antibody 7F7 and LALAPG 7F7, and then added into 293T-ACE cells.



### In vivo Neutralization

Hamsters received 2 doses of humanized monoclonal antibody 7F7 and then were infected with SARS-CoV-2 Alpha Variant Pseudovirus Expressing Luciferase (Cat # U0402).



## Specification

Product Description	COVID-19 Alpha Variant Pseudovirus Neutralizing Antibody Assay (Luciferase) provides a highly sensitive and quantitative measurement of neutralizing antibodies.
Supplied Product	Kit content: 1 kit is sufficient for 100 assays in 24 well plates 1. 293T-hACE2 cell, $2 \times 10^6$ cells/vial, FBS with 10% DMSO 2. SARS-CoV-2 Alpha Variant Pseudovirus Expressing Luciferase
Materials Required But NOT Supplied	1. SARS-CoV-2 Monoclonal Antibody, Cat# MAB22854-M07, Abnova 2. ZymeFree™ Enzyme Free Cell Dissociation Reagent, Cat# TCL028-100ML, HIMEDIA 3. DMEM culture medium containing 10% FBS (complete medium) 4. Luciferase Assay System, Cat# E1500, Promega a. Luciferase Assay Substrate (lyophilized) b. Luciferase Assay Buffer c. Luciferase Cell Culture Lysis Reagent, 5X 5. TC-Treated 24 Well Plates, Cat# 3524, Corning 6. OptiPlate™-96, Cat# 6005290, PerkinElmer
Variant	B.1.1.7
Suitable Sample	1. Immunized Serum 2. Infected Serum 3. Neutralizing Antibodies 4. Peptide Inhibitors or Proteins 5. Compounds Targeting Spike Induced Cell Fusion
Sample Volume	10-50 uL (please check sample source)
Detection Method	Luciferase Activity
Technology	<a href="#">Pseudovirus</a>
Regulatory Status	For research use only (RUO)
Storage Instruction	293T-hACE2 cell Store at liquid nitrogen. Pseudovirus Store at -80°C. Aliquot to avoid repeated freezing and thawing.

## Applications

- Neutralization

RBD-binding IgG responses in mouse sera collected 35 days and 42 days after immunization with 5 ug or 20 ug COVID-19 RBD SAM LNP no adjuvant (ppopV0) and 5 ug or 20 ug COVID-19 RBD SAM plus adjuvant (ppopV1).

- Neutralization

SARS-CoV-2 alpha variant spike pseudovirus expressing luciferase is treated with humanized monoclonal antibody 7F7 and LALAPG 7F7, and then added into 293T-ACE cells.

- *In vivo* Neutralization

Hamsters received 2 doses of humanized monoclonal antibody 7F7 and then were infected with SARS-CoV-2 Alpha Variant Pseudovirus Expressing Luciferase (Cat # U0402).