

UCKL1 purified MaxPab rabbit polyclonal antibody (D01P) MaxPab®

Catalog # : H00054963-D01P

規格 : [100 ug]

[List All](#)

Specification

Product Description: Rabbit polyclonal antibody raised against a full-length human UCKL1 protein.

Immunogen: UCKL1 (AAH33078.1, 1 a.a. ~ 419 a.a) full-length human protein.

Sequence:
 MAAPPARADADPSPTSPPTARDTPGRQAEKSETACEDRSNAESLDRL
 PPVGTGRSPKRRTTSQCKSEPPLLRTSKRTIYTAGRPPWYNEHGTQSK
 EAF AIGLGGGSASGKTTVARMIEALDVPWVLLSMDSFYKVLTEQQQE
 QAAHNNFNFDHPDAFDFDLIISTLKKLKQGKSVKVPYDFTTHSRKKDWK
 TLYGANVIIFEGIMAFADKTLLELLDMKIFVDTSDIRLVRRLRRDISERGR
 DIEGVIKQYNKFVKPSFDQYIQPTMRLADIVPRGSGNTVAIDLIVQHVHSG
 LEEGCAGLGTVPVPAAPDAERPEEHAAGTGHAAHHQVRAHLGTGRPRA
 RAPAQLLAPQGGQDQSRRVHLLQETDAAHRARALLPALSGLRRTDP
 AGAGLCGQVLCGEADHRCVHSARR

Host: Rabbit

Reactivity: Human, Mouse

Quality Control Testing: Antibody reactive against mammalian transfected lysate.

Storage Buffer: In 1x PBS, pH 7.4


Storage Instruction: Store at -20°C or lower. Aliquot to avoid repeated freezing and thawing.

MSDS: [Download](#)

Datasheet: [Download](#)

Applications

Western Blot (Tissue lysate)




UCKL1 MaxPab rabbit polyclonal antibody. Western Blot analysis of UCKL1 expression in mouse kidney.

[Protocol Download](#)

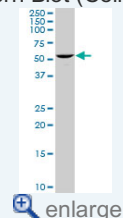
Western Blot (Cell lysate)

Application Image

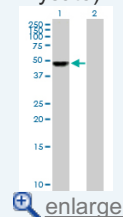
Western Blot (Tissue lysate)

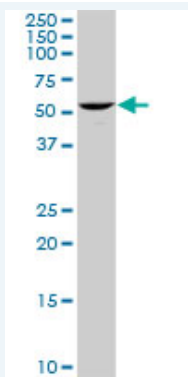


Western Blot (Cell lysate)



Western Blot (Transfected lysate)

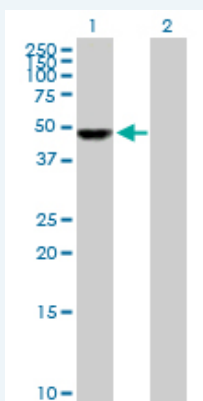




UCKL1 MaxPab rabbit polyclonal antibody. Western Blot analysis of UCKL1 expression in HeLa.

 [Protocol Download](#)

Western Blot (Transfected lysate)



Western Blot analysis of UCKL1 expression in transfected 293T cell line ([H00054963-T02](#)) by UCKL1 MaxPab polyclonal antibody.

Lane 1: UCKL1 transfected lysate(46.00 KDa).

Lane 2: Non-transfected lysate.

 [Protocol Download](#)

Gene Information

Entrez GeneID: [54963](#)

GeneBank [BC033078.1](#)

Accession#:

Protein [AAH33078.1](#)

Accession#:

Gene Name: UCKL1

Gene Alias: UCK1-LIKE,UCK1L,URKL1

Gene uridine-cytidine kinase 1-like 1

Description:

Omim ID: [610866](#)

Gene Ontology: [Hyperlink](#)

Other OTTHUMP00000031603,uridine kinase-like 1

Designations:

Gene Pathway

[Drug metabolism - other enzymes](#) [Metabolic pathways](#) [Pyrimidine metabolism](#)

[服務條款](#) | [隱私權政策](#) | [著作及商標](#) | [網站地圖](#)

©2016 亞諾法生技股份有限公司 Abnova Corporation. 版權所有.