

EPB41L3 purified MaxPab mouse polyclonal antibody (B01P) MaxPab®

Catalog # : H00023136-B01P

規格 : [50 ug]

[List All](#)

Specification

Product Description: Mouse polyclonal antibody raised against a full-length human EPB41L3 protein.

Immunogen: EPB41L3 (AAH06141.1, 1 a.a. ~ 865 a.a) full-length human protein.

Sequence:
 MTTEGSDSESKPDQEAEPQEAAGAQRAGAPVPEPPKEEQQQALEQ
 FAAAAHSTPVRREVTDKQEFAAARAAKLEYQQLEDDKLSQKSSSKL
 SRSPKIVKKPKSMQCKVILLDGSEYTCDEKRSRGQVLFDKVCEHLNLL
 EKDYFGLTYRDAENQKNWLDPAKEIKQVRSGAWHFVFNKVFYPPDPA
 QLSEDIRYYLCLQLRDDIVSGRLPCSFVTLALLGSYTVQSELGDYDPDE
 CGSDYISEFRFAPNHTKELEDKVIELHKSHRGMPAEAEEMHFLENKKLS
 MYGVDLHHAADSEGVEIMLGVCASGLLIYRDRLRINRFAPKVLKISYKRN
 NFYIKIRPGEFEQFESTIGFKLPNHRAAKRLWKVCVEHHTFFRLLLPEAPP
 KKFLTLGSKFRYSGRTQAQTRRASALIDRPAPYFERSSSKRYTMSRSLD
 GASVNNENHEIYMKDSMSAAEVGTGQYATTKGISQTNLITTVTPEKAE
 RDEEEDKRRKGEEVTPISAIRHEGKTDSERTDAADGETTATEELEKTQ
 DDLMKHQTNISELKRTELETSTDTAVTNEWKRLSTSPVRLAARQEDAP
 MIEPLVPEEKMETKTESSGIETPTVHHLPLSTEKVQETVLVEERRVWA
 SGDASYSAGDSGDAAAQPAFTGIKKGESALTEGAKEEGGEEVAKAVL
 EQEETAASRERQEEQSAAIHSETLEQKPHFESSTVKTETISFGSVSPG
 GVKLEISTKEVPVHTETKTITYESSQVDPGTDLEPGVLMASQTITSETTS
 TTTTTHITKTVKGGISETRIEKRVITGDADIDHDQALAQAIKEAKEQHPDM
 SVTKVVVHKETEITPEDGED

Host: Mouse

Reactivity: Human

Quality Control Testing: Antibody reactive against mammalian transfected lysate.

Storage Buffer: In 1x PBS, pH 7.4

Storage Instruction: Store at -20°C or lower. Aliquot to avoid repeated freezing and thawing.

MSDS:  [Download](#)

Datasheet:  [Download](#)

Publication Reference


1. [Integrative genomics identifies molecular alterations that challenge the linear model of melanoma progression.](#)
 Rose AE, Poliseno L, Wang J, Clark M, Pearlman A, Wang G, Vega Y Saenz de Miera EC, Medicherla R, Christos PJ, Shapiro RL, Pavlick AC, Darvishian F, Zavadil J, Polsky D, Hernando E, Ostrer H, Osman I. *Cancer Res.* 2011 Feb 22. [Epub ahead of print]

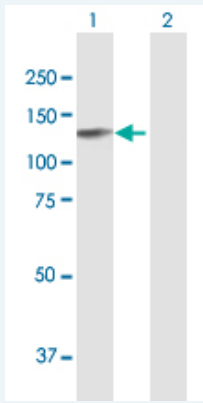
Applications

Western Blot (Transfected lysate)

Application Image


Western Blot (Transfected lysate)





Western Blot analysis of EPB41L3 expression in transfected 293T cell line (H00023136-T01) by EPB41L3 MaxPab polyclonal antibody.

Lane 1: EPB41L3 transfected lysate(95.15 KDa).
Lane 2: Non-transfected lysate.

 [Protocol Download](#)

Gene Information

Entrez GeneID: [23136](#)

GeneBank Accession#: [BC006141.1](#)

Protein Accession#: [AAH06141.1](#)

Gene Name: EPB41L3

Gene Alias: 4.1B,DAL-1,DAL1,FLJ37633,KIAA0987

Gene Description: erythrocyte membrane protein band 4.1-like 3

Omim ID: [605331](#)

Gene Ontology: [Hyperlink](#)

Other Designations: differentially expressed in adenocarcinoma of the lung

Gene Pathway

[Tight junction](#)

Related Disease

[Tobacco Use Disorder](#)