

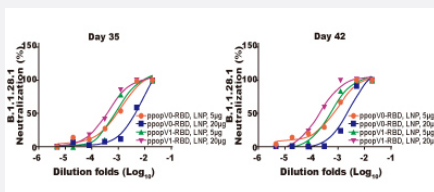
SARS-CoV-2

SARS-CoV-2 Gamma Variant Pseudovirus Expressing Luciferase

Catalog # U0408

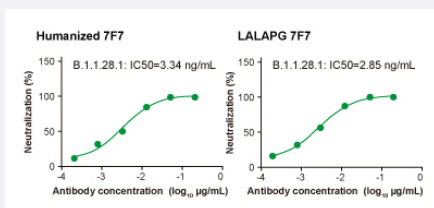
Size 500 uL

Applications



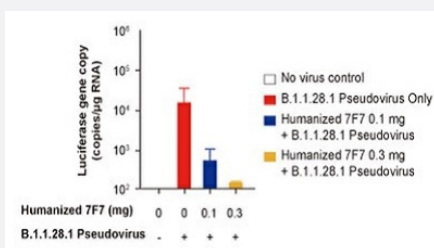
Neutralization

RBD-binding IgG responses in mouse sera collected 35 days and 42 days after immunization with 5 ug or 20 ug COVID-19 RBD SAM LNP no adjuvant (ppopV0) and 5 ug or 20 ug COVID-19 RBD SAM plus adjuvant (ppopV1).



Neutralization

SARS-CoV-2 gamma variant spike pseudovirus expressing luciferase is treated with humanized monoclonal antibody 7F7 and LALAPG 7F7, and then added into 293T-ACE cells.



In vivo Neutralization

Hamsters received 2 doses of humanized monoclonal antibody 7F7 and then were infected with SARS-CoV-2 Gamma Variant Pseudovirus Expressing Luciferase (Cat # U0408).

Specification

Product Description

SARS-CoV-2 Gamma Variant Pseudovirus Expressing Luciferase can be used to measure neutralizing antibody against SARS-CoV-2.

Materials Required But NOT Supplied

1. 293T-hACE2 cell
2. SARS-CoV-2 Monoclonal Antibody, Cat# MAB22854-M07, Abnova
3. ZymeFree™ Enzyme Free Cell Dissociation Reagent, Cat# TCL028-100ML, HIMEDIA
4. DMEM culture medium containing 10% FBS (complete medium)
5. Luciferase Assay System, Cat# E1500, Promega
 - a. Luciferase Assay Substrate (lyophilized)
 - b. Luciferase Assay Buffer
 - c. Luciferase Cell Culture Lysis Reagent, 5X
6. TC-Treated 24 Well Plates, Cat# 3524, Corning
7. OptiPlate™-96, Cat# 6005290, PerkinElmer

Variant

B.1.1.28.1, P.1

Suitable Sample

1. Immunized Serum
2. Infected Serum
3. Neutralizing Antibodies
4. Peptide Inhibitors or Proteins
5. Compounds Targeting Spike Induced Cell Fusion

Sample Volume

10-50 uL (please check sample source)

Detection Method

Luciferase Activity

Technology

[Pseudovirus](#)

Regulatory Status

For research use only (RUO)

Storage Instruction

Store at -80°C
Aliquot to avoid repeated freezing and thawing.

Applications

● Neutralization

RBD-binding IgG responses in mouse sera collected 35 days and 42 days after immunization with 5 ug or 20 ug COVID-19 RBD SAM LNP no adjuvant (ppopV0) and 5 ug or 20 ug COVID-19 RBD SAM plus adjuvant (ppopV1).

● Neutralization

SARS-CoV-2 gamma variant spike pseudovirus expressing luciferase is treated with humanized monoclonal antibody 7F7 and LALAPG 7F7, and then added into 293T-ACE cells.

● *In vivo* Neutralization

Hamsters received 2 doses of humanized monoclonal antibody 7F7 and then were infected with SARS-CoV-2 Gamma Variant Pseudovirus Expressing Luciferase (Cat # U0408).