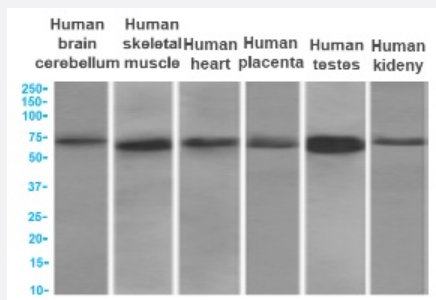


RecomAb™

TDRD3 recombinant monoclonal antibody, clone RAB-C419

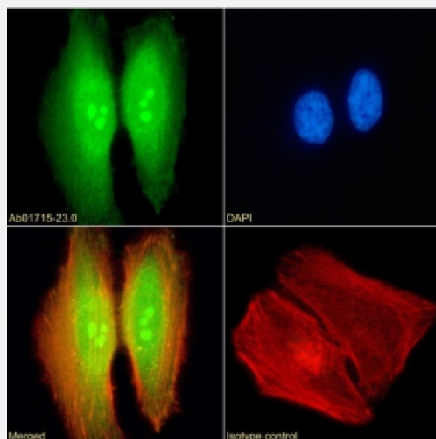
Catalog # RAB03881 Size 200 ug

Applications



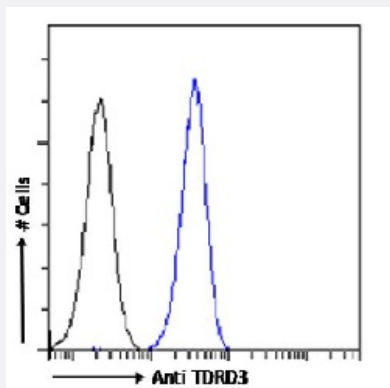
Western Blot

Western blot analysis of human brain cerebellum, human skeletal muscle, heart, human placenta, human testes, human kidney tissue lysate using anti-TDRD3 recombinant monoclonal antibody, clone RAB-C419 (Cat # RAB03881).



Immunofluorescence

Immunofluorescence analysis of TDRD3 (green) in HeLa cells using human anti-TDRD3 recombinant monoclonal antibody, clone RAB-C419 (Cat # RAB03881), and DAPI (blue).



Flow Cytometry

Flow-cytometry analysis of TDRD3 in HeLa cells using human anti-TDRD3 recombinant monoclonal antibody, clone RAB-C419 (Cat # RAB03881).

Specification

Product Description	Rabbit recombinant monoclonal antibody raised against recombinant antibody (rAb) phage display recognizing TDRD3 protein under non-denaturing conditions.
Antibody Species	Rabbit
Immunogen	Original antibody is raised against recombinant protein corresponding to recombinant antibody (rAb) phage display recognizing TDRD3 protein under non-denaturing conditions.
Reactivity	Human
Form	Liquid
Conjugation	Unconjugated
Concentration	batch dependent
Isotype	IgG
Recommend Usage	ChIP ELISA Flow cytometry Immunofluorescence Immunoprecipitation-MS Western Blot The optimal working dilution should be determined by the end user.
Storage Buffer	In PBS with 0.02% Proclin 300
Storage Instruction	Store at 4°C for 3 months. For long term storage store at -20°C. Aliquot to avoid repeated freezing and thawing.
Note	For research use only.

Applications

- ChIP
- Western Blot

Western blot analysis of human brain cerebellum, human skeletal muscle, heart, human placenta, human testes, human kidney tissue lysate using anti-TDRD3 recombinant monoclonal antibody, clone RAB-C419 (Cat # RAB03881).

- Immunofluorescence

Immunofluorescence analysis of TDRD3 (green) in HeLa cells using human anti-TDRD3 recombinant monoclonal antibody, clone RAB-C419 (Cat # RAB03881), and DAPI(blue).

- Immunoprecipitation

- Enzyme-linked Immunoabsorbent Assay

- Flow Cytometry

Flow-cytometry analysis of TDRD3 in HeLa cells using human anti-TDRD3 recombinant monoclonal antibody, clone RAB-C419 (Cat # RAB03881).

Gene Info — TDRD3

Entrez GeneID	81550
---------------	-----------------------

Protein Accession#	Q9H7E2
--------------------	------------------------

Gene Name	TDRD3
-----------	-------

Gene Alias	FLJ21007
------------	----------

Gene Description	tudor domain containing 3
------------------	---------------------------

Gene Ontology	Hyperlink
---------------	---------------------------

Other Designations	OTTHUMP00000018483 OTTHUMP00000018485 OTTHUMP00000040845 tudor domain-containing protein 3
--------------------	--