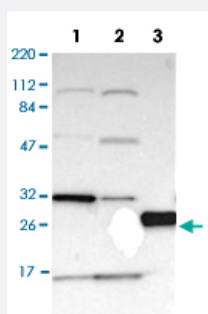


# PRELID1 polyclonal antibody

Catalog # PAB31078

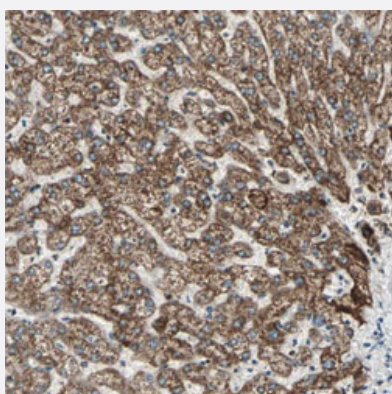
Size 100 uL

## Applications



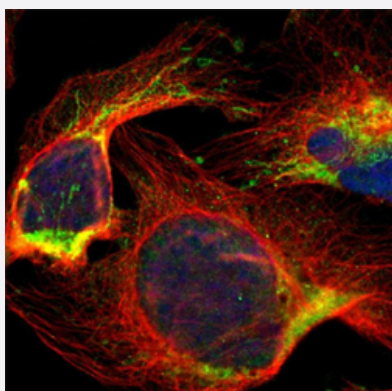
### Western Blot

Western Blot analysis of (1) Human RT-4 cell, (2) Human U-251MG sp cell, (3) Human plasma (IgG/HSA depleted).



### Immunohistochemistry (Formalin/PFA-fixed paraffin-embedded sections)

Immunohistochemical staining of human liver shows strong cytoplasmic positivity in hepatocytes.



### Immunofluorescence

Immunofluorescent staining of U-2 OS cell line with antibody shows positivity in mitochondria (green).

## Specification

Product Description	Rabbit polyclonal antibody raised against partial recombinant human PRELID1.
Immunogen	Recombinant protein corresponding to human PRELID1.
Sequence	VAHSVYVLEDSMDPQNQTMTTFTWNINHARLMVVEERCVCVNSDMSGWTEIRREAWVSSSLF GVSRVQEFGLARFKSNVTKTMKGFEYILAKLQGEAPSKTLVETAKEAKEKAKETALAATEKA
Host	Rabbit
Reactivity	Human
Form	Liquid
Purification	Antigen affinity purification
Isotype	IgG
Recommend Usage	Immunohistochemistry (Formalin/PFA-fixed paraffin-embedded sections) (1:200-500) Western Blot (1:100-250) Immunofluorescence (1-4 ug/mL) The optimal working dilution should be determined by the end user.
Storage Buffer	In PBS, pH 7.2 (40% glycerol, 0.02% sodium azide).
Storage Instruction	Store at 4°C. For long term storage store at -20°C. Aliquot to avoid repeated freezing and thawing.
Note	This product contains sodium azide: a POISONOUS AND HAZARDOUS SUBSTANCE which should be handled by trained staff only.

## Applications

- Western Blot

Western Blot analysis of (1) Human RT-4 cell, (2) Human U-251MG sp cell, (3) Human plasma (IgG/HSA depleted).

- Immunohistochemistry (Formalin/PFA-fixed paraffin-embedded sections)

Immunohistochemical staining of human liver shows strong cytoplasmic positivity in hepatocytes.

- Immunofluorescence

Immunofluorescent staining of U-2 OS cell line with antibody shows positivity in mitochondria (green).

## Gene Info — PRELID1

Entrez GeneID [27166](#)

Protein Accession#	<a href="#">Q9Y255</a>
Gene Name	PRELID1
Gene Alias	CGI-106, MGC87972, PRELI, PX19
Gene Description	PRELI domain containing 1
Omim ID	<a href="#">605733</a>
Gene Ontology	<a href="#">Hyperlink</a>
Other Designations	protein of relevant evolutionary and lymphoid interest px19-like protein