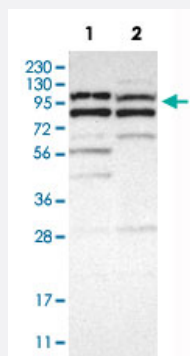


KIAA1804 polyclonal antibody

Catalog # PAB30784

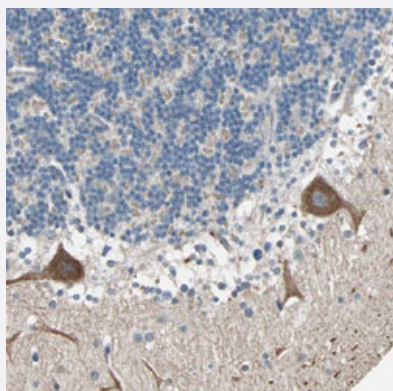
Size 100 uL

Applications



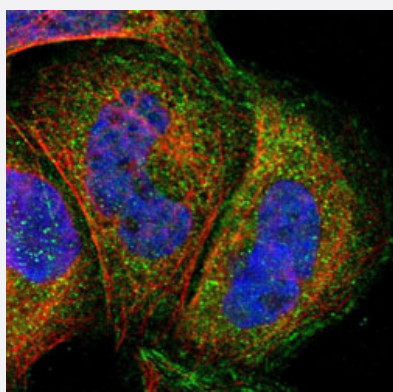
Western Blot (Cell lysate)

Western Blot analysis of Lane 1: RT-4 and Lane 2: U-251MG sp cell lysates with KIAA1804 polyclonal antibody (Cat # PAB30784).



Immunohistochemistry (Formalin/PFA-fixed paraffin-embedded sections)

Immunohistochemical staining (Formalin-fixed paraffin-embedded sections) of human cerebellum with KIAA1804 polyclonal antibody (Cat # PAB30784) shows strong cytoplasmic positivity in Purkinje cells.



Immunofluorescence

Immunofluorescent staining of A-431 cells with KIAA1804 polyclonal antibody (Cat # PAB30784) (Green) shows positivity in plasma membrane and cytoplasm.

Specification

| | |
|---------------------|-------------------------------------------------------------------------------------------------------------------------------------------------------------------------------------------------------------------------|
| Product Description | Rabbit polyclonal antibody raised against partial recombinant human KIAA1804. |
| Immunogen | Recombinant protein corresponding to human KIAA1804. |
| Sequence | GNPTPTGATIISATGASALPLCPSPAPHSHLPREVSPKKHSTVHVPQRRPASLRSRSDLPQAYPQ TAVSQLAQTTACVVGRPGPHPTQFLAAKERTKSHVPSLLDADVEGQSRDYTEVPLCRMRSKTSRP SIYELEKE |
| Host | Rabbit |
| Reactivity | Human |
| Form | Liquid |
| Purification | Antigen affinity purification |
| Isotype | IgG |
| Recommend Usage | Immunofluorescence (1-4 ug/mL) Immunohistochemistry (Formalin/PFA-fixed paraffin-embedded sections) (1:50-1:200) Western Blot (1:100-1:250) The optimal working dilution should be determined by the end user. |
| Storage Buffer | In PBS, pH 7.2 (40% glycerol, 0.02% sodium azide). |
| Storage Instruction | Store at 4°C. For long term storage store at -20°C. Aliquot to avoid repeated freezing and thawing. |
| Note | This product contains sodium azide: a POISONOUS AND HAZARDOUS SUBSTANCE which should be handled by trained staff only. |

Applications

- Western Blot (Cell lysate)

Western Blot analysis of Lane 1: RT-4 and Lane 2: U-251MG sp cell lysates with KIAA1804 polyclonal antibody (Cat # PAB30784).

- Immunohistochemistry (Formalin/PFA-fixed paraffin-embedded sections)

Immunohistochemical staining (Formalin-fixed paraffin-embedded sections) of human cerebellum with KIAA1804 polyclonal antibody (Cat # PAB30784) shows strong cytoplasmic positivity in Purkinje cells.

- Immunofluorescence

Immunofluorescent staining of A-431 cells with KIAA1804 polyclonal antibody (Cat # PAB30784) (Green) shows positivity in plasma membrane and cytoplasm.

Gene Info — KIAA1804

| | |
|--------------------|------------------------------|
| Entrez GeneID | 84451 |
| Protein Accession# | Q5TCX8 |
| Gene Name | KIAA1804 |
| Gene Alias | MLK4, RP5-862P8.2, dJ862P8.3 |
| Gene Description | mixed lineage kinase 4 |
| Gene Ontology | Hyperlink |
| Other Designations | OTTHUMP00000036006 |

Disease

- [Kidney Failure](#)