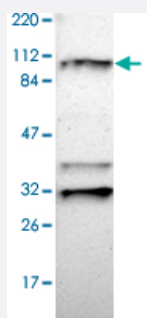


RNF213 polyclonal antibody

Catalog # PAB29398

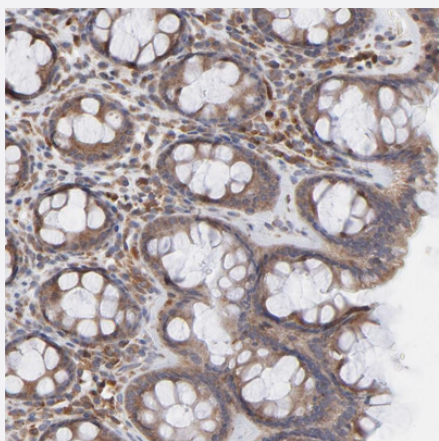
Size 100 uL

Applications



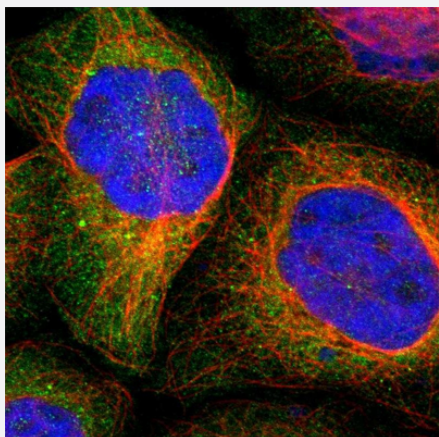
Western Blot (Cell lysate)

Western blot analysis of Human cell line RT-4 with RNF213 polyclonal antibody (Cat # PAB29398) at 1:100-1:250 dilution.



Immunohistochemistry (Formalin/PFA-fixed paraffin-embedded sections)

Immunohistochemical staining of human rectum with RNF213 polyclonal antibody (Cat # PAB29398) shows moderate cytoplasmic positivity in glandular cells at 1:200-1:500 dilution.



Immunofluorescence

Immunofluorescent staining of human cell line A-431 with RNF213 polyclonal antibody (Cat # PAB29398) at 1-4 ug/mL concentration shows positivity in cytoplasm.

Specification

Product Description	Rabbit polyclonal antibody raised against recombinant human RNF213.
Immunogen	Recombinant protein corresponding to human RNF213.
Sequence	VGKNEQGEPEDLKKPEGKNRSAAAVKNEKEQKNQEADVQEVKASTLSPGGGVTVFFHAIISLHF PFNPDLHKVFIRGGEEFGESEKWDSENICELHYTRDLGHDRVLVEGVCISKKHLDDKYIPYKYVYNGES FEYEFYKH
Host	Rabbit
Reactivity	Human
Form	Liquid
Purification	Antigen affinity purification
Isotype	IgG
Recommend Usage	Immunohistochemistry (1:200-1:500) Immunofluorescence (1-4 ug/mL) Western Blot (1:100-1:250) The optimal working dilution should be determined by the end user.
Storage Buffer	In PBS, pH 7.2 (40% glycerol, 0.02% sodium azide)
Storage Instruction	Store at 4°C. For long term storage store at -20°C. Aliquot to avoid repeated freezing and thawing.
Note	This product contains sodium azide: a POISONOUS AND HAZARDOUS SUBSTANCE which should be handled by trained staff only.

Applications

- Western Blot (Cell lysate)

Western blot analysis of Human cell line RT-4 with RNF213 polyclonal antibody (Cat # PAB29398) at 1:100-1:250 dilution.

- Immunohistochemistry (Formalin/PFA-fixed paraffin-embedded sections)

Immunohistochemical staining of human rectum with RNF213 polyclonal antibody (Cat # PAB29398) shows moderate cytoplasmic positivity in glandular cells at 1:200-1:500 dilution.

- Immunofluorescence

Immunofluorescent staining of human cell line A-431 with RNF213 polyclonal antibody (Cat # PAB29398) at 1-4 ug/mL concentration shows positivity in cytoplasm.

Gene Info — RNF213

Entrez GeneID	57674
Gene Name	RNF213
Gene Alias	C17orf27, KIAA1554
Gene Description	ring finger protein 213
Gene Ontology	Hyperlink
Other Designations	-