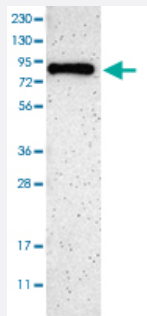


SH3BP1 polyclonal antibody

Catalog # PAB29348

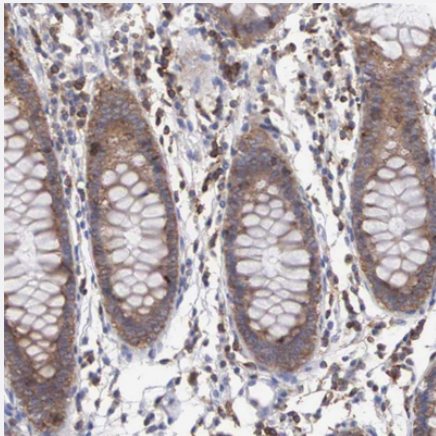
Size 100 uL

Applications



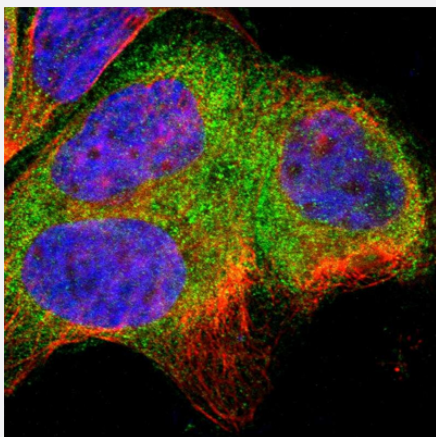
Western Blot (Cell lysate)

Western blot analysis of Human cell line RT-4 with SH3BP1 polyclonal antibody (Cat # PAB29348) at 1:100-1:250 dilution.



Immunohistochemistry (Formalin/PFA-fixed paraffin-embedded sections)

Immunohistochemical staining of human colon with SH3BP1 polyclonal antibody (Cat # PAB29348) shows cytoplasmic positivity in glandular cells at 1:20-1:50 dilution.



Immunofluorescence

Immunofluorescent staining of human cell line A-431 with SH3BP1 polyclonal antibody (Cat # PAB29348) at 1-4 ug/mL concentration shows positivity in cytoplasm.

Specification

Product Description	Rabbit polyclonal antibody raised against recombinant human SH3BP1.
Immunogen	Recombinant protein corresponding to human SH3BP1.
Sequence	ENLSNLRylMKFLARLAEEQEVNKMTPSNIAMLGPNLLWPPEKEGDQAQLDAASVSSIQVVGVV EALIQSADTLFPGDINFVSGLFSAVTLQDTVSDRLASEELPSTAVPTPATTAPAPAPAPAPAPA LASAATKERTESEVPP
Host	Rabbit
Reactivity	Human
Form	Liquid
Purification	Antigen affinity purification
Isotype	IgG
Recommend Usage	Immunohistochemistry (1:20-1:50) Immunofluorescence (1-4 ug/mL) Western Blot (1:100-1:250) The optimal working dilution should be determined by the end user.
Storage Buffer	In PBS, pH 7.2 (40% glycerol, 0.02% sodium azide)
Storage Instruction	Store at 4°C. For long term storage store at -20°C. Aliquot to avoid repeated freezing and thawing.
Note	This product contains sodium azide: a POISONOUS AND HAZARDOUS SUBSTANCE which should be handled by trained staff only.

Applications

- Western Blot (Cell lysate)

Western blot analysis of Human cell line RT-4 with SH3BP1 polyclonal antibody (Cat # PAB29348) at 1:100-1:250 dilution.

- Immunohistochemistry (Formalin/PFA-fixed paraffin-embedded sections)

Immunohistochemical staining of human colon with SH3BP1 polyclonal antibody (Cat # PAB29348) shows cytoplasmic positivity in glandular cells at 1:20-1:50 dilution.

- Immunofluorescence

Immunofluorescent staining of human cell line A-431 with SH3BP1 polyclonal antibody (Cat # PAB29348) at 1-4 ug/mL concentration shows positivity in cytoplasm.

Gene Info — SH3BP1

Entrez GeneID	23616
---------------	-----------------------

Gene Name	SH3BP1
-----------	--------

Gene Alias	-
------------	---

Gene Description	SH3-domain binding protein 1
------------------	------------------------------

Gene Ontology	Hyperlink
---------------	---------------------------

Other Designations	OTTHUMP00000028981 SH3 domain binding protein 1
--------------------	---