


ZNF37A polyclonal antibody

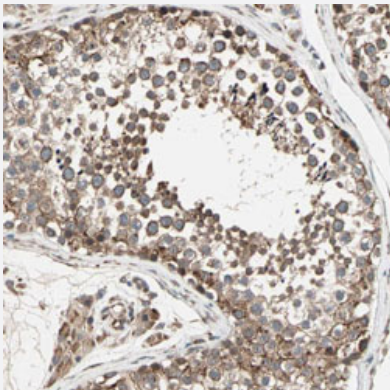
Catalog # PAB28704 Size 100 uL

Applications



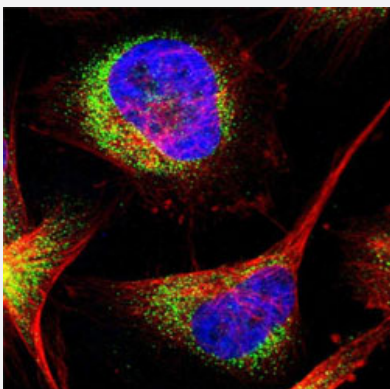
Western Blot (Cell lysate)

Western blot analysis of Lane 1: Human cell line RT-4
Lane 2: Human cell line U-251MG sp
Lane 3: Human plasma (IgG/HSA depleted)
with ZNF37A polyclonal antibody (Cat # PAB28704) at 1:100-1:250 dilution.



Immunohistochemistry

Immunohistochemical staining of human testis with ZNF37A polyclonal antibody (Cat # PAB28704) shows cytoplasmic positivity in cells of seminiferous ducts at 1:20-1:50 dilution.



Immunofluorescence

Immunofluorescent staining of human cell line U-251MG with ZNF37A polyclonal antibody (Cat # PAB28704) at 1-4 ug/mL dilution shows positivity in vesicles.

Specification

Product Description	Rabbit polyclonal antibody raised against recombinant ZNF37A.
Immunogen	Recombinant protein corresponding to amino acids of human ZNF37A.
Sequence	FITHQQTHPRENHYGNECGENIFEEESILLEHQSVYPFSQKLNLTPIQRTHSINNIEYNECGTFFSEKL VLHLQQRTHTGE
Host	Rabbit
Reactivity	Human
Form	Liquid
Purification	Antigen affinity purification
Isotype	IgG
Recommend Usage	Immunohistochemistry (1:20-1:50) Immunofluorescence (1-4 ug/ml) Western Blot (1:100-1:250) The optimal working dilution should be determined by the end user.
Storage Buffer	In PBS, pH 7.2 (40% glycerol, 0.02% sodium azide)
Storage Instruction	Store at 4°C. For long term storage store at -20°C. Aliquot to avoid repeated freezing and thawing.
Note	This product contains sodium azide: a POISONOUS AND HAZARDOUS SUBSTANCE which should be handled by trained staff only.

Applications

- Western Blot (Cell lysate)

Western blot analysis of Lane 1: Human cell line RT-4

Lane 2: Human cell line U-251MG sp

Lane 3: Human plasma (IgG/HSA depleted)

with ZNF37A polyclonal antibody (Cat # PAB28704) at 1:100-1:250 dilution.

- Immunohistochemistry

Immunohistochemical staining of human testis with ZNF37A polyclonal antibody (Cat # PAB28704) shows cytoplasmic positivity in cells of seminiferous ducts at 1:20-1:50 dilution.

- Immunofluorescence

Immunofluorescent staining of human cell line U-251MG with ZNF37A polyclonal antibody (Cat # PAB28704) at 1-4 ug/mL dilution shows positivity in vesicles.

Gene Info — ZNF37A

Entrez GeneID	7587
Gene Name	ZNF37A
Gene Alias	FLJ3472, KOX21, ZNF37
Gene Description	zinc finger protein 37A
Gene Ontology	Hyperlink
Other Designations	OTTHUMP00000019467 zinc finger protein 37a zinc finger protein 37a (KOX 21)