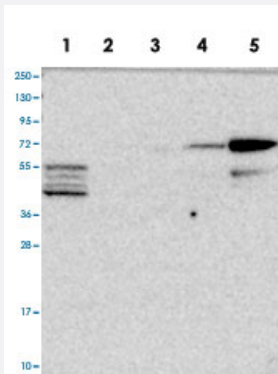


CLIP4 polyclonal antibody

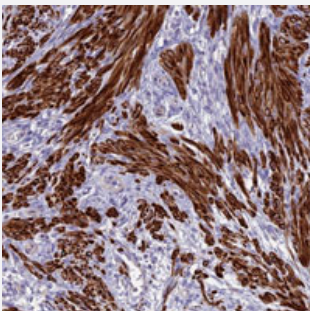
Catalog # PAB28113 Size 100 uL

Applications



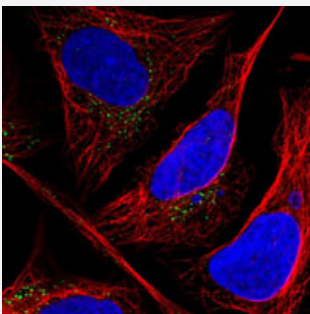
Western Blot

Western blot analysis of Lane 1: RT-4, Lane 2: U-251 MG, Lane 3: Human Plasma, Lane 4: Liver, Lane 5: Tonsil with CLIP4 polyclonal antibody (Cat # PAB28113) at 1:100-1:250 dilution.



Immunohistochemistry (Formalin/PFA-fixed paraffin-embedded sections)

Immunohistochemical staining of human smooth muscle with CLIP4 polyclonal antibody (Cat # PAB28113) shows strong cytoplasmic positivity in smooth muscle cells at 1:20-1:50 dilution.



Immunofluorescence

Immunofluorescent staining of human cell line U-2 OS with CLIP4 polyclonal antibody (Cat # PAB28113) at 1-4 ug/mL dilution shows positivity in vesicles.

Specification

Product Description

Rabbit polyclonal antibody raised against recombinant CLIP4.

Immunogen	Recombinant protein corresponding to amino acids of recombinant CLIP4.
Sequence	TIEDLPDFPLEGNPLFGRYPFIFSASDTPVIFSISAAPMPSDCEFSFFDPNDASCQEIL
Host	Rabbit
Reactivity	Human
Form	Liquid
Purification	Antigen affinity purification
Isotype	IgG
Recommend Usage	Immunohistochemistry (1:20-1:50) Western Blot (1:100-1:250) Immunofluorescence (1-4 ug/mL) The optimal working dilution should be determined by the end user.
Storage Buffer	In PBS, pH 7.2 (40% glycerol, 0.02% sodium azide)
Storage Instruction	Store at 4°C. For long term storage store at -20°C. Aliquot to avoid repeated freezing and thawing.
Note	This product contains sodium azide: a POISONOUS AND HAZARDOUS SUBSTANCE which should be handled by trained staff only.

Applications

- Western Blot

Western blot analysis of Lane 1: RT-4, Lane 2: U-251 MG, Lane 3: Human Plasma, Lane 4: Liver, Lane 5: Tonsil with CLIP4 polyclonal antibody (Cat # PAB28113) at 1:100-1:250 dilution.

- Immunohistochemistry (Formalin/PFA-fixed paraffin-embedded sections)

Immunohistochemical staining of human smooth muscle with CLIP4 polyclonal antibody (Cat # PAB28113) shows strong cytoplasmic positivity in smooth muscle cells at 1:20-1:50 dilution.

- Immunofluorescence

Immunofluorescent staining of human cell line U-2 OS with CLIP4 polyclonal antibody (Cat # PAB28113) at 1-4 ug/mL dilution shows positivity in vesicles.

Gene Info — CLIP4

Entrez GeneID [79745](#)

Protein Accession#	Q8N3C7
Gene Name	CLIP4
Gene Alias	FLJ21069, FLJ32705, RSNL2
Gene Description	CAP-GLY domain containing linker protein family, member 4
Gene Ontology	Hyperlink
Gene Summary	O
Other Designations	restin-like 2