


LARP7 polyclonal antibody

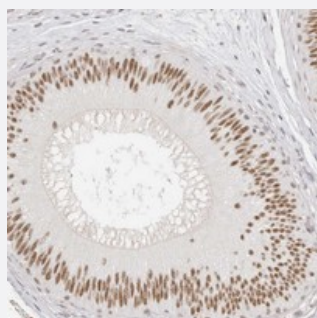
Catalog # PAB21983 Size 100 uL

Applications



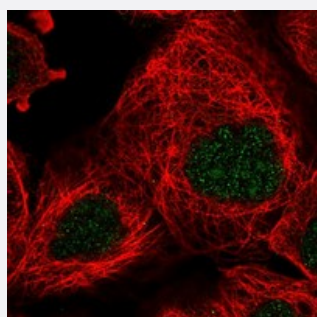
Western Blot

Western blot analysis of Lane 1: RT-4, Lane 2: U-251 MG, Lane 3: Human Plasma, Lane 4: Liver, Lane 5: Tonsil with LARP7 polyclonal antibody (Cat # PAB21983) at 1:250-1:500 dilution.



Immunohistochemistry (Formalin/PFA-fixed paraffin-embedded sections)

Immunohistochemical staining of human epididymis with LARP7 polyclonal antibody (Cat # PAB21983) shows nuclear positivity in glandular cells at 1:20-1:50 dilution.



Immunofluorescence

Immunofluorescent staining of human cell line A-431 with LARP7 polyclonal antibody (Cat # PAB21983) at 1-4 ug/mL dilution shows positivity in nucleus.

Specification

Product Description

Rabbit polyclonal antibody raised against recombinant LARP7.

Immunogen

Recombinant protein corresponding to amino acids of human LARP7.

Sequence	DSGVPQNTGMKNEKTANREECRTQEKV/NATGPQFVSGVIVKIISTEPLPGRKQVRDTLAAISEVLY VDLLEGDTECHA
Host	Rabbit
Reactivity	Human
Form	Liquid
Purification	Antigen affinity purification
Isotype	IgG
Recommend Usage	Immunohistochemistry (1:20-1:50) Western Blot (1:250-1:500) Immunofluorescence (1-4 ug/mL) The optimal working dilution should be determined by the end user.
Storage Buffer	In PBS, pH 7.2 (40% glycerol, 0.02% sodium azide)
Storage Instruction	Store at 4°C. For long term storage store at -20°C. Aliquot to avoid repeated freezing and thawing.
Note	This product contains sodium azide: a POISONOUS AND HAZARDOUS SUBSTANCE which should be handled by trained staff only.

Applications

- Western Blot

Western blot analysis of Lane 1: RT-4, Lane 2: U-251 MG, Lane 3: Human Plasma, Lane 4: Liver, Lane 5: Tonsil with LARP7 polyclonal antibody (Cat # PAB21983) at 1:250-1:500 dilution.

- Immunohistochemistry (Formalin/PFA-fixed paraffin-embedded sections)

Immunohistochemical staining of human epididymis with LARP7 polyclonal antibody (Cat # PAB21983) shows nuclear positivity in glandular cells at 1:20-1:50 dilution.

- Immunofluorescence

Immunofluorescent staining of human cell line A-431 with LARP7 polyclonal antibody (Cat # PAB21983) at 1-4 ug/mL dilution shows positivity in nucleus.

Gene Info — LARP7

Entrez GeneID [51574](#)

Protein Accession# [Q4G0J3](#)

Gene Name	LARP7
Gene Alias	DKFZp564K112, HDCMA18P, MGC104360, PIP7S
Gene Description	La ribonucleoprotein domain family, member 7
Gene Ontology	Hyperlink
Gene Summary	O
Other Designations	La-related protein 7 P-TEFb-interaction protein for 7SK stability

Disease

- [Alcoholism](#)
- [Genetic Predisposition to Disease](#)