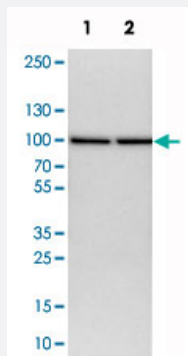


NUP93 polyclonal antibody

Catalog # PAB20979 Size 100 uL

Applications

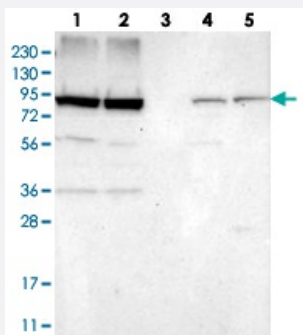


Western Blot (Cell lysate)

Western blot analysis of cell lysates with NUP93 polyclonal antibody (Cat # PAB20979).

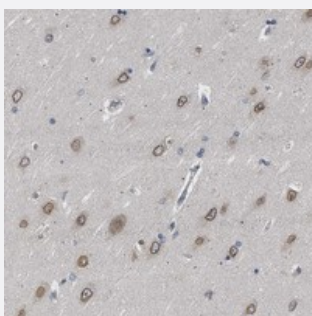
Lane 1 : NIH/3T3

Lane 2 : NBT-II



Western Blot

Western blot analysis of Lane 1: RT-4, Lane 2: U-251 MG, Lane 3: Human Plasma, Lane 4: Liver, Lane 5: Tonsil with NUP93 polyclonal antibody (Cat # PAB20979).



Immunohistochemistry (Formalin/PFA-fixed paraffin-embedded sections)

Immunohistochemical staining of human hippocampus with NUP93 polyclonal antibody (Cat # PAB20979) shows strong nuclear membrane positivity in neuronal cells.

Specification

Product Description

Rabbit polyclonal antibody raised against recombinant NUP93.

Immunogen	Recombinant protein corresponding to amino acids of human NUP93.
Sequence	VERNLQEIQQAGERLRSRTLTRTSQETADVKASVLLGSRGLDISHISQRLESLSAATTFEPLEPVK DTDIQGFLKNEKDNALLSAIEESRKRTFGMAEEYHRESMLVEWEQVKQRI
Host	Rabbit
Reactivity	Human, Mouse, Rat
Form	Liquid
Purification	Antigen affinity purification
Isotype	IgG
Recommend Usage	Immunohistochemistry (1:20-1:50) Western Blot (1:250-1:500) The optimal working dilution should be determined by the end user.
Storage Buffer	In PBS, pH 7.2 (40% glycerol, 0.02% sodium azide)
Storage Instruction	Store at 4°C. For long term storage store at -20°C. Aliquot to avoid repeated freezing and thawing.
Note	This product contains sodium azide: a POISONOUS AND HAZARDOUS SUBSTANCE which should be handled by trained staff only.

Applications

- Western Blot (Cell lysate)

Western blot analysis of cell lysates with NUP93 polyclonal antibody (Cat # PAB20979).

Lane 1 : NIH/3T3

Lane 2 : NBT-II

- Western Blot

Western blot analysis of Lane 1: RT-4, Lane 2: U-251 MG, Lane 3: Human Plasma, Lane 4: Liver, Lane 5: Tonsil with NUP93 polyclonal antibody (Cat # PAB20979).

- Immunohistochemistry (Formalin/PFA-fixed paraffin-embedded sections)

Immunohistochemical staining of human hippocampus with NUP93 polyclonal antibody (Cat # PAB20979) shows strong nuclear membrane positivity in neuronal cells.

Gene Info — NUP93

Entrez GeneID

[9688](#)

Protein Accession#	Q8N1F7
Gene Name	NUP93
Gene Alias	KIAA0095, MGC21106
Gene Description	nucleoporin 93kDa
Gene Ontology	Hyperlink
Other Designations	-