

Bioactive

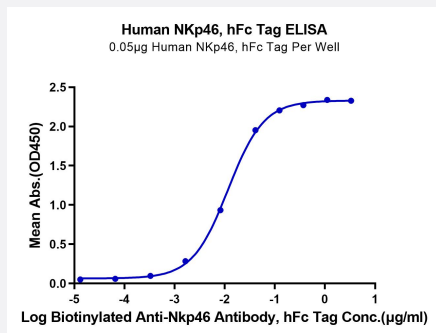
HuPro®

NCR1 (Human) Recombinant Protein

Catalog # P9834

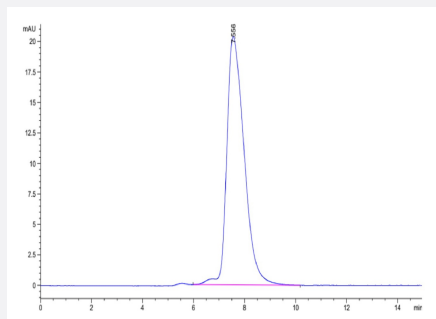
Size 100 ug

Applications



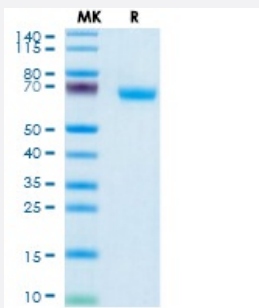
Enzyme-linked Immunoabsorbent Assay

Immobilized Human NKp46, hFc Tag at 0.5ug/mL (100ul/well) on the plate. Dose response curve for Biotinylated Anti-Nkp46 Antibody, hFc Tag with the EC50 of 11.7ng/mL determined by ELISA.



SEC-HPLC

The purity of Human NKp46 is greater than 95% as determined by SEC-HPLC.



Tris-Bis PAGE

Human NKp46 on Tris-Bis PAGE under reduced condition. The purity is greater than 95%.

Specification

Product Description

Human NCR1 (O76036-1, Gln22-Asn255) partial recombinant protein with hFc tag at C-Terminus expressed in HEK293 cells.

Sequence	Gln22-Asn255
Host	Human
Theoretical MW (kDa)	53.2
Form	Lyophilized
Preparation Method	Mammalian cell (HEK293) expression system
Purity	> 95% as determined by Tris-Bis PAGE; > 95% as determined by HPLC
Endotoxin Level	< 1 EU per 1 ug of protein (determined by LAL method)
Activity	The EC ₅₀ was 11.7 ng/mL, measured by ELISA at 0.5 ug/mL.
Quality Control Testing	SEC-HPLC and Tris-Bis PAGE SEC-HPLC The purity of Human NKp46 is greater than 95% as determined by SEC-HPLC. Tris-Bis PAGE Human NKp46 on Tris-Bis PAGE under reduced condition. The purity is greater than 95%.
Recommend Usage	Biological Activity ELISA SDS-PAGE The optimal working dilution should be determined by the end user.
Storage Buffer	Lyophilized from sterile distilled Water is > 100 ug/mL
Storage Instruction	Store at 2°C to 8°C for 1 week. For long term storage, aliquot and store at -20°C to -80°C. Aliquot to avoid repeated freezing and thawing.
Note	Result of bioactivity analysis

Applications

- Enzyme-linked Immunoabsorbent Assay

Immobilized Human NKp46, hFc Tag at 0.5ug/mL (100ul/well) on the plate. Dose response curve for Biotinylated Anti-Nkp46 Antibody, hFc Tag with the EC50 of 11.7ng/mL determined by ELISA.

- Functional Study

- SDS-PAGE

Gene Info — NCR1

Entrez GeneID	9437
Protein Accession#	O76036-1
Gene Name	NCR1
Gene Alias	CD335, LY94, NK-p46, NKP46
Gene Description	natural cytotoxicity triggering receptor 1
Omim ID	604530
Gene Ontology	Hyperlink
Other Designations	lymphocyte antigen 94 homolog (activating NK-receptor; NK-p46)

Pathway

- [Natural killer cell mediated cytotoxicity](#)