

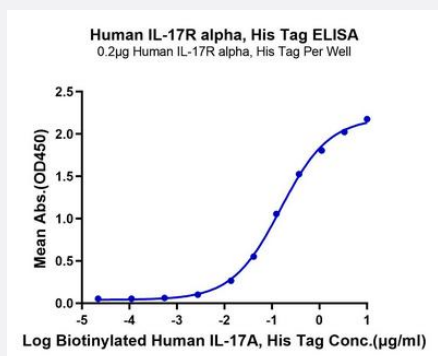
HuPro®

IL17RA (Human) Recombinant Protein

Catalog # P9776

Size 100 ug

Applications

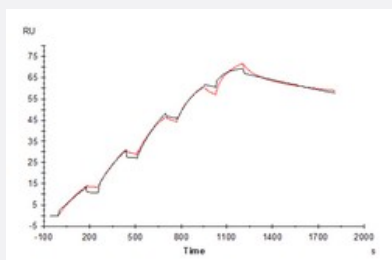


Enzyme-linked Immunoabsorbent Assay

Immobilized Human IL-17R alpha, His Tag at 2 ug/mL (100 uL/well) on the plate. Dose response curve for Biotinylated Human IL-17A, His Tag with the EC50 of 0.15 ug/mL determined by ELISA (QC Test).

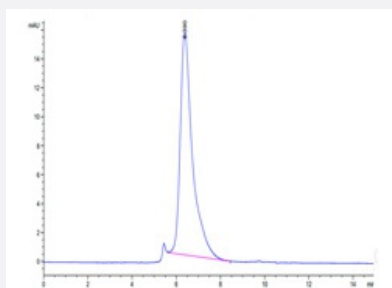
Surface Plasmon Resonance

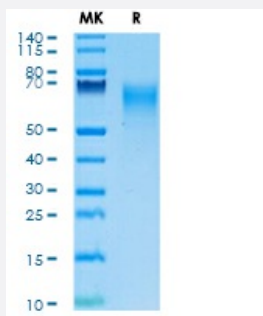
Human IL-17R alpha, His Tag immobilized on CM5 Chip can bind Human IL-17A, His Tag with an affinity constant of 1.57 nM as determined in SPR assay (Biacore T200).



SEC-HPLC

The purity of Human IL-17R alpha is greater than 95% as determined by SEC-HPLC.





Tris-Bis PAGE

Human IL-17R alpha on Tris-Bis PAGE under reduced condition. The purity is greater than 95%.

Specification

Product Description	Human IL17RA (Q96F46-1, Leu33-Trp320) partial recombinant protein with His tag at C-Terminus expressed in HEK293 cells.
Sequence	Leu33-Trp320
Host	Human
Theoretical MW (kDa)	34.6
Form	Lyophilized
Preparation Method	Mammalian cell (HEK293) expression system
Quality Control Testing	SEC-HPLC and Tris-Bis PAGE SEC-HPLC The purity of Human IL-17R alpha is greater than 95% as determined by SEC-HPLC. Tris-Bis PAGE Human IL-17R alpha on Tris-Bis PAGE under reduced condition. The purity is greater than 95%.
Recommend Usage	Biological Activity ELISA SPR SDS-PAGE The optimal working dilution should be determined by the end user.
Storage Buffer	Lyophilized from sterile distilled Water is > 100 ug/mL
Storage Instruction	Store at 2°C to 8°C for 1 week. For long term storage, aliquot and store at -20°C to -80°C. Aliquot to avoid repeated freezing and thawing.
Note	Result of bioactivity analysis

Applications

- Enzyme-linked Immunoabsorbent Assay

Immobilized Human IL-17R alpha, His Tag at 2 ug/mL (100 uL/well) on the plate. Dose response curve for Biotinylated Human IL-17A, His Tag with the EC50 of 0.15 ug/mL determined by ELISA (QC Test).

- Functional Study

- SDS-PAGE

- Surface Plasmon Resonance

Human IL-17R alpha, His Tag immobilized on CM5 Chip can bind Human IL-17A, His Tag with an affinity constant of 1.57 nM as determined in SPR assay (Biacore T200).

Gene Info — IL17RA

Entrez GeneID [23765](#)

Protein Accession# [Q96F46-1](#)

Gene Name IL17RA

Gene Alias CD217, CDw217, IL-17RA, IL17R, MGC10262, hIL-17R

Gene Description interleukin 17 receptor A

Omim ID [605461](#)

Gene Ontology [Hyperlink](#)

Gene Summary Interleukin 17A (IL17A) is a proinflammatory cytokine secreted by activated T-lymphocytes. It is a potent inducer of the maturation of CD34-positive hematopoietic precursors into neutrophils. The protein encoded by this gene (interleukin 17A receptor; IL17RA) is a ubiquitous type I membrane glycoprotein that binds with low affinity to interleukin 17A. Interleukin 17A and its receptor play a pathogenic role in many inflammatory and autoimmune diseases such as rheumatoid arthritis. Like other cytokine receptors, this receptor likely has a multimeric structure. [provided by RefSeq]

Other Designations interleukin 17A receptor

Pathway

- [Cytokine-cytokine receptor interaction](#)

Disease

- [Asthma](#)
- [Bronchiolitis](#)
- [Genetic Predisposition to Disease](#)
- [Infant](#)
- [Respiratory Syncytial Virus Infections](#)