

Bioactive

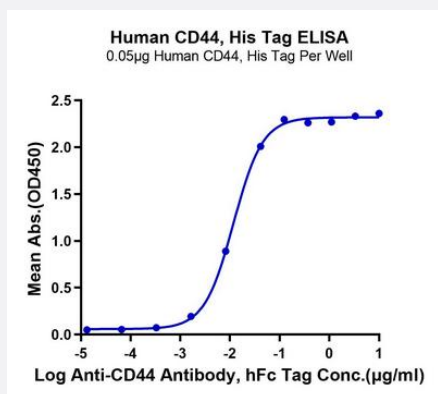
HuPro®

# CD44 (Human) Recombinant Protein

Catalog # P9696

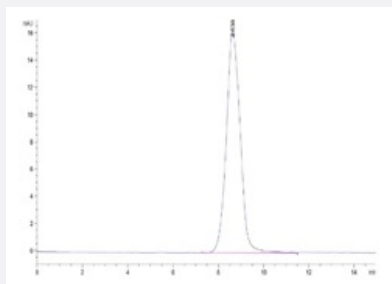
Size 100 ug

## Applications



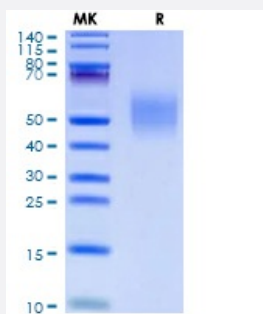
## Enzyme-linked Immunoabsorbent Assay

Immobilized Human CD44, hFc Tag at 0.5 ug/mL (100 uL/Well) on the plate. Dose response curve for Biotinylated Anti-CD44 Antibody, hFc Tag with the EC50 of 17.8ng/mL determined by ELISA.



## SEC-HPLC

The purity of Human CD44 is greater than 95% as determined by SEC-HPLC.



## Tris-Bis PAGE

Human CD44 on Tris-Bis PAGE under reduced condition. The purity is greater than 95%.

## Specification

Product Description	Human CD44 (P16070-1, Gln 21 - Pro 220 & Gln 386 - Ala 427) partial recombinant protein with His tag at C-terminus expressed in HEK293 cells.
Sequence	Gln 21-Pro 220 & Gln 386-Ala 427
Host	Human
Theoretical MW (kDa)	27.91
Form	Liquid
Preparation Method	Mammalian cell (Expi293, high-yield transient HEK293) expression system
Purity	> 95% as determined by Tris-Bis PAGE; > 95% as determined by HPLC
Endotoxin Level	< 1 EU per 1 ug of protein (determined by LAL method)
Activity	The EC <sub>50</sub> was 11.8 ng/mL, measured by ELISA at 0.5 ug/mL.
Quality Control Testing	SEC-HPLC and Tris-Bis PAGE SEC-HPLC The purity of Human CD44 is greater than 95% as determined by SEC-HPLC. Tris-Bis PAGE Human CD44 on Tris-Bis PAGE under reduced condition. The purity is greater than 95%.
Recommend Usage	Biological Activity ELISA SDS-PAGE The optimal working dilution should be determined by the end user.
Storage Buffer	In PBS pH 7.4
Storage Instruction	Store at -80°C for 12 Month. Aliquot to avoid repeated freezing and thawing.
Note	Result of bioactivity analysis

## Applications

- Enzyme-linked Immunoabsorbent Assay

Immobilized Human CD44, hFc Tag at 0.5 ug/mL (100 uL/Well) on the plate. Dose response curve for Biotinylated Anti-CD44 Antibody, hFc Tag with the EC<sub>50</sub> of 17.8ng/mL determined by ELISA.

- Functional Study

- SDS-PAGE

## Gene Info — CD44

Entrez GeneID	<a href="#">960</a>
Protein Accession#	<a href="#">P16070-1</a>
Gene Name	CD44
Gene Alias	CDW44, CSPG8, ECMR-III, HCELL, IN, LHR, MC56, MDU2, MDU3, MGC10468, MIC4, MUTCH-I, Pgp1
Gene Description	CD44 molecule (Indian blood group)
Omim ID	<a href="#">107269</a>
Gene Ontology	<a href="#">Hyperlink</a>
Gene Summary	The protein encoded by this gene is a cell-surface glycoprotein involved in cell-cell interactions, cell adhesion and migration. It is a receptor for hyaluronic acid (HA) and can also interact with other ligands, such as osteopontin, collagens, and matrix metalloproteinases (MMPs). This protein participates in a wide variety of cellular functions including lymphocyte activation, recirculation and homing, hematopoiesis, and tumor metastasis. Transcripts for this gene undergo complex alternative splicing that results in many functionally distinct isoforms, however, the full length nature of some of these variants has not been determined. Alternative splicing is the basis for the structural and functional diversity of this protein, and may be related to tumor metastasis. [provided by RefSeq]
Other Designations	CD44 antigen CD44 antigen (homing function and Indian blood group system) CDW44 antigen G P90 lymphocyte homing/adhesion receptor Hermes antigen antigen gp90 homing receptor cell adhesion molecule cell surface glycoprotein CD44 chondroitin sulfate proteoglycan

## Pathway

- [ECM-receptor interaction](#)
- [Hematopoietic cell lineage](#)

## Disease

- [Arthritis](#)
- [Breast Neoplasms](#)
- [Cardiovascular Diseases](#)
- [Cleft Lip](#)

- [Cleft Palate](#)
- [Craniofacial Abnormalities](#)
- [Diabetes Mellitus](#)
- [Edema](#)
- [Genetic Predisposition to Disease](#)
- [Head and Neck Neoplasms](#)
- [Heart Defects](#)
- [Hepatitis B](#)
- [Kidney Failure](#)
- [Mouth Abnormalities](#)
- [Neoplasm Recurrence](#)
- [Neoplasms](#)
- [Ovarian Neoplasms](#)