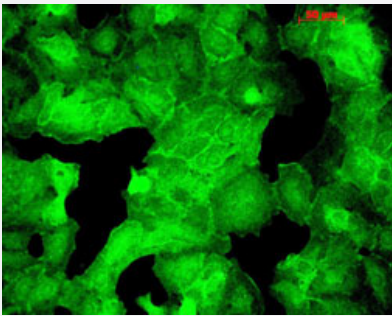


# Psd monoclonal antibody, clone 6G6

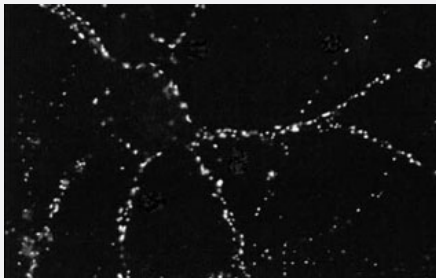
Catalog # MAB6624      Size 100 ug

## Applications



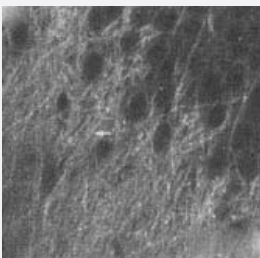
### Immunofluorescence

Immunofluorescence staining in HaCaT cells with Psd monoclonal antibody, clone 6G6 (Cat # MAB6624).



### Immunofluorescence

Immunofluorescence staining in dissociated hippocampal neurons with Psd monoclonal antibody, clone 6G6 (Cat # MAB6624).  
Courtesy of Mary Kennedy, Caltech.



### Immunoelectron Microscopy

Immunoelectron microscopy from rat hippocampus. Using Psd monoclonal antibody, clone 6G6 (Cat # MAB6624).

## Specification

**Product Description**      Mouse monoclonal antibody raised against recombinant Psd.

**Immunogen**      Recombinant protein corresponding to rat Psd.

Host	Mouse
Reactivity	Bovine, Mouse, Rat
Specificity	Detects a ~100KDa protein corresponding to the molecular mass of PSD-95 on SDS PAGE immunoblots. An additional protein of >100 KDa is also detected. Additional cross-reactive bands are detected at ~75 KDa and 50 KDa in rat and mouse samples.
Form	Liquid
Isotype	IgG2a
Recommend Usage	Western Blot (1:250) The optimal working dilution should be determined by the end user.
Storage Buffer	In PBS, pH 7.4 (50% glycerol, 0.09% sodium azide)
Storage Instruction	Store at -20°C. Aliquot to avoid repeated freezing and thawing.
Note	This product contains sodium azide: a POISONOUS AND HAZARDOUS SUBSTANCE which should be handled by trained staff only.

## Applications

- Western Blot

- Immunocytochemistry

- Immunofluorescence

Immunofluorescence staining in HaCaT cells with Psd monoclonal antibody, clone 6G6 (Cat # MAB6624).

- Immunofluorescence

Immunofluorescence staining in dissociated hippocampal neurons with Psd monoclonal antibody, clone 6G6 (Cat # MAB6624).  
Courtesy of Mary Kennedy, Caltech.

- Immunoelectron Microscopy

Immunoelectron microscopy from rat hippocampus. Using Psd monoclonal antibody, clone 6G6 (Cat # MAB6624).

## Gene Info — Psd

Entrez GeneID [171381](#)

Gene Name Psd

Gene Alias	EFA6
Gene Description	pleckstrin and Sec7 domain containing
Gene Ontology	<a href="#">Hyperlink</a>
Other Designations	exchange factor for ARF6

## Publication Reference

- [Interaction between SAP97 and PSD-95, two Maguk proteins involved in synaptic trafficking of AMPA receptors.](#)

Cai C, Li H, Rivera C, Keinänen K.

The Journal of Biological Chemistry 2006 Feb; 281(7):4267.

- [Synaptogenesis: a balancing act between excitation and inhibition.](#)

Cline H.

Current Biology 2005 Mar; 15(6):R203.

Application: WB-Tr, Human, Mouse, Rat, Mammalian cells

- [Identification of PSD-95 as a regulator of dopamine-mediated synaptic and behavioral plasticity.](#)

Yao WD, Gainetdinov RR, Arbuckle MI, Sotnikova TD, Cyr M, Beaulieu JM, Torres GE, Grant SG, Caron MG.

Neuron 2004 Feb; 41(4):625.