TARDBP monoclonal antibody, clone k1B8

Catalog # MAB2040 Size 100 uL

Applications



Western Blot (Cell lysate)

Western blot analysis of HeLa cell lysate.

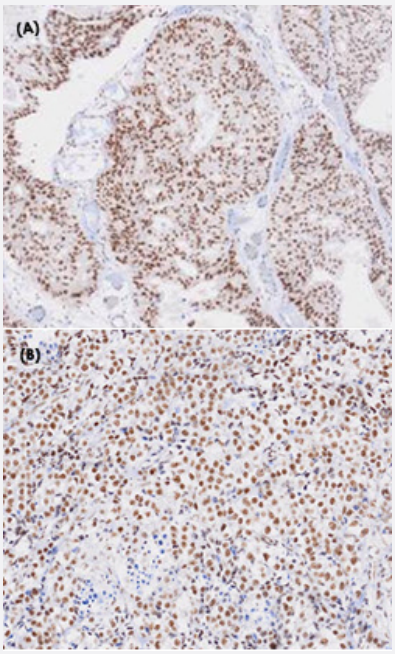

Immunohistochemistry (Formalin/PFA-fixed paraffin-embedded sections)

Immunohistochemistry of human prostate cancer and seminoma tissue.

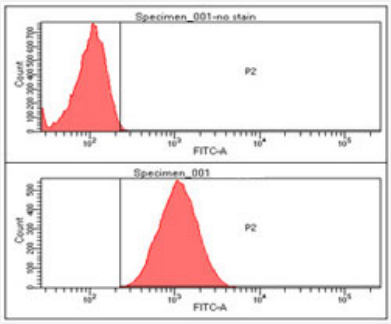

Flow Cytometry

Flow cytometric analysis of HeLa cell line, staining at 2-5 ug for 1x10^{6}cells. The secondary antibody used goat anti-mouse IgG Alexa fluor 488 conjugate

Copyright © 2023 Abnova Corporation. All Rights Reserved.

Specification

Product Description	Mouse monoclonal antibody raised against partial recombinant TARDBP.
Immunogen	Recombinant protein corresponding to amino acids 1-260 of human TARDBP.
Host	Mouse
Reactivity	Human
Form	Liquid
Purification	Protein G purification
Isotype	IgG1, kappa
Recommend Usage	ELISA Flow Cytometry Immunohistochemistry Western Blot The optimal working dilution should be determined by the end user.
Storage Buffer	In PBS, pH 7.4 (10% glycerol, 0.02% sodium azide).
Storage Instruction	Store at 2°C to 8°C for 1 week. For long term storage, aliquot and store at -20°C to -80°C. Aliquot to avoid repeated freezing and thawing.
Note	This product contains sodium azide: a POISONOUS AND HAZARDOUS SUBSTANCE which shoul d be handled by trained staff only.

Applications

- Western Blot (Cell lysate)

  Western blot analysis of HeLa cell lysate.

- Immunohistochemistry (Formalin/PFA-fixed paraffin-embedded sections)

  Immunohistochemistry of human prostate cancer and seminoma tissue.

- Enzyme-linked Immunoabsorbent Assay

- Flow Cytometry

  Flow cytometric analysis of HeLa cell line, staining at 2-5 ug for $1x10^6$cells. The secondary antibody used goat anti-mouse IgG Alexa fluor 488 conjugate

Copyright © 2023 Abnova Corporation. All Rights Reserved.

Gene Info — TARDBP

Entrez GeneID	23435
Protein Accession#	NP_031401
Gene Name	TARDBP
Gene Alias	ALS10, TDP-43
Gene Description	TAR DNA binding protein
Omim ID	605078
Gene Ontology	Hyperlink
Gene Summary	HIV-1, the causative agent of acquired immunodeficiency syndrome (AIDS), contains an RNA gen ome that produces a chromosomally integrated DNA during the replicative cycle. Activation of HIV -1 gene expression by the transactivator Tat is dependent on an RNA regulatory element (TAR) lo cated downstream of the transcription initiation site. The protein encoded by this gene is a transcr iptional repressor that binds to chromosomally integrated TAR DNA and represses HIV-1 transcri ption. In addition, this protein regulates alternate splicing of the CFTR gene. A similar pseudogen e is present on chromosome 20. [provided by RefSeq
Other Designations	OTTHUMP00000002171|TAR DNA-binding protein-43

Publication Reference

- Deposition of mutant ubiquitin in parkinsonism-dementia complex of Guam.

  Verheijen BM, Hashimoto T, Oyanagi K, van Leeuwen FW.

  Acta Neuropathologica Communications 2017 Nov; 5(1):82.

  Application: IHC-P, Human, Human Guam parkinsonism-dementia complex (G-PDC) brains

- SOD1 protein aggregates stimulate macropinocytosis in neurons to facilitate their propagation.

  Zeineddine R, Pundavela JF, Corcoran L, Stewart EM, Do-Ha D, Bax M, Guillemin G, Vine KL, Hatters DM, Ecroyd H, Dobson CM, Turner BJ, Ooi L, Wilson MR, Cashman NR, Yerbury JJ.

  Molecular Neurodegeneration 2015 Oct; 10(1):57.

  Application: IF, EM, Mouse, NSC-34 cells

Copyright © 2023 Abnova Corporation. All Rights Reserved.

- Novel mutations in TARDBP (TDP-43) in patients with familial amyotrophic lateral sclerosis.

  Rutherford NJ, Zhang YJ, Baker M, Gass JM, Finch NA, Xu YF, Stewart H, Kelley BJ, Kuntz K, Crook RJ, Sreedharan J, Vance C, Sorenson E, Lippa C, Bigio EH, Geschwind DH, Knopman DS, Mitsumoto H, Petersen RC, Cashman NR, Hutton M, Shaw CE, Boylan KB, Boeve B, Graff-Radford NR, Wszolek ZK, Caselli RJ, Dickson DW, Mackenzie IR, Petrucelli L, Rademakers R.

  PLoS Genetics 2008 Sep; 4(9):e1000193.

  Application: WB, Human, H4 neuroglioma cells

- TARDBP mutations in individuals with sporadic and familial amyotrophic lateral sclerosis.

  Kabashi E, Valdmanis PN, Dion P, Spiegelman D, McConkey BJ, Vande Velde C, Bouchard JP, Lacomblez L, Pochigaeva K, Salachas F, Pradat PF, Camu W, Meininger V, Dupre N, Rouleau GA.

  Nature Genetics 2008 May; 40(5):572.

  Application: WB, Human, Patients with sporadic and familial amyotrophic lateral sclerosis

- Cloning and characterization of a novel cellular protein, TDP-43, that binds to human immunodeficiency virus type 1 TAR DNA sequence motifs.

  Ou SH, Wu F, Harrich D, García-Martínez LF, Gaynor RB.

  Journal of Virology 1995 Jun; 69(6):3584.

Disease

- Alzheimer Disease
- Amyotrophic lateral sclerosis
- Chromosome Disorders
- Dementia
- Genetic Predisposition to Disease
- Neurodegenerative Diseases
- Parkinson disease

Copyright © 2023 Abnova Corporation. All Rights Reserved.