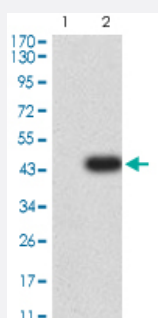


# TBC1D4 monoclonal antibody, clone 3H4A4

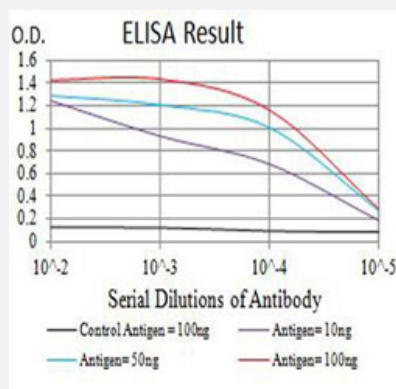
Catalog # MAB17644      Size 100 ug

## Applications



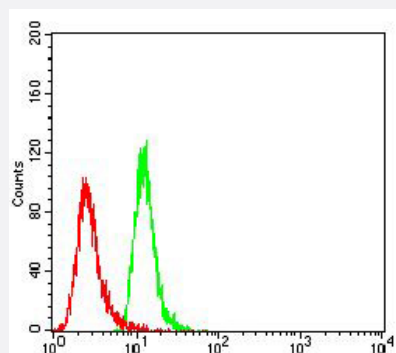
### Western Blot

Western Blot analysis of (1) HEK293 cells, (2) TBC1D4-hlgGfC transfected HEK293 cell lysate.



### Enzyme-linked Immunoabsorbent Assay

ELISA analysis of TBC1D4 monoclonal antibody.



### Flow Cytometry

Flow cytometric analysis of HeLa cells using TBC1D4 mouse monoclonal antibody (green) and negative control (red).

## Specification

### Product Description

Mouse monoclonal antibody raised against recombinant human TBC1D4.

Immunogen	Recombinant protein corresponding to amino acids 574-712 of human TBC1D4 from <i>E. coli</i> .
Host	Mouse
Theoretical MW (kDa)	146.5
Reactivity	Human
Form	Liquid
Isotype	IgG1
Recommend Usage	ELISA (1:10000) Flow Cytometry (1:200-400) Western Blot (1:500-2000) The optimal working dilution should be determined by the end user.
Storage Buffer	In PBS (0.05% sodium azide).
Storage Instruction	Store at 4°C. For long term storage store at -20°C. Aliquot to avoid repeated freezing and thawing.
Note	This product contains sodium azide: a POISONOUS AND HAZARDOUS SUBSTANCE which should be handled by trained staff only.

## Applications

- Western Blot

Western Blot analysis of (1) HEK293 cells, (2) TBC1D4-hlgGfc transfected HEK293 cell lysate.

- Enzyme-linked Immunoabsorbent Assay

ELISA analysis of TBC1D4 monoclonal antibody.

- Flow Cytometry

Flow cytometric analysis of HeLa cells using TBC1D4 mouse monoclonal antibody (green) and negative control (red).

## Gene Info — TBC1D4

Entrez GeneID	<a href="#">9882</a>
Gene Name	TBC1D4
Gene Alias	AS160, DKFZp779C0666
Gene Description	TBC1 domain family, member 4

<b>Gene Ontology</b>	<a href="#">Hyperlink</a>
<b>Gene Summary</b>	O
<b>Other Designations</b>	Acrg embryonic lethality minimal region ortholog OTTHUMP00000018505 OTTHUMP00000040818 TBC (Tre-2, BUB2, CDC16) domain-containing protein

## Disease

- [Tobacco Use Disorder](#)