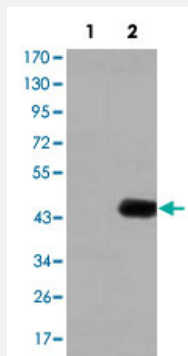


CEACAM5 monoclonal antibody, clone 1C7

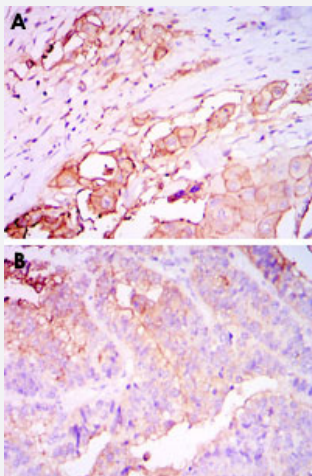
Catalog # MAB10469 Size 100 uL

Applications



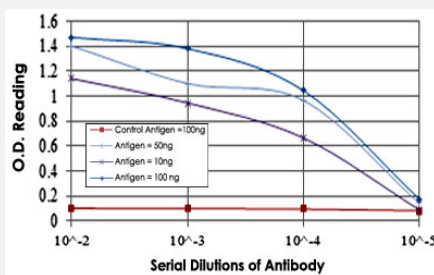
Western Blot (Transfected lysate)

Western blot analysis using CEACAM5 monoclonal antibody, clone 1C7 (Cat # MAB10469) against HEK293 (1) and CEACAM5-hlgFc transfected HEK293 (2) cell lysate.



Immunohistochemistry (Formalin/PFA-fixed paraffin-embedded sections)

Immunohistochemical analysis of paraffin-embedded human rectum cancer tissue (A) and stomach cancer tissue (B) using CEACAM5 monoclonal antibody, clone 1C7 (Cat # MAB10469) with DAB staining.



Enzyme-linked Immunoabsorbent Assay

ELISA measurement of CEACAM5 monoclonal antibody, clone 1C7 (Cat # MAB10469).

Specification

Product Description	Mouse monoclonal antibody raised against recombinant CEACAM5.
Immunogen	Recombinant protein corresponding to human CEACAM5.
Host	Mouse
Theoretical MW (kDa)	77
Reactivity	Human
Form	Liquid
Isotype	IgG1
Recommend Usage	Western Blot (1:500-1:2000) Immunohistochemistry (1:200-1:1000) ELISA (1:10000) The optimal working dilution should be determined by the end user.
Storage Buffer	In ascitic (0.03% sodium azide)
Storage Instruction	Store at 4°C. For long term storage store at -20°C. Aliquot to avoid repeated freezing and thawing.
Note	This product contains sodium azide: a POISONOUS AND HAZARDOUS SUBSTANCE which should be handled by trained staff only.

Applications

- Western Blot (Transfected lysate)

Western blot analysis using CEACAM5 monoclonal antibody, clone 1C7 (Cat # MAB10469) against HEK293 (1) and CEACAM5-hlgGfc transfected HEK293 (2) cell lysate.

- Immunohistochemistry (Formalin/PFA-fixed paraffin-embedded sections)

Immunohistochemical analysis of paraffin-embedded human rectum cancer tissue (A) and stomach cancer tissue (B) using CEACAM5 monoclonal antibody, clone 1C7 (Cat # MAB10469) with DAB staining.

- Enzyme-linked Immunoabsorbent Assay

ELISA measurement of CEACAM5 monoclonal antibody, clone 1C7 (Cat # MAB10469).

Gene Info — CEACAM5

Entrez GeneID

[1048](#)

Gene Name	CEACAM5
Gene Alias	CD66e, CEA, DKFZp781M2392
Gene Description	carcinoembryonic antigen-related cell adhesion molecule 5
Omim ID	114890
Gene Ontology	Hyperlink
Other Designations	-