


RAB39B monoclonal antibody (M01), clone 1E11

Catalog # H00116442-M01

Size 100 ug

Applications

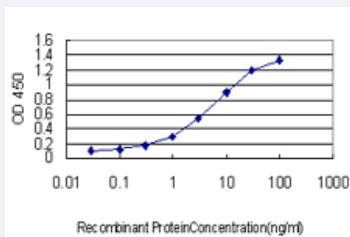


Western Blot (Transfected lysate)

Western Blot analysis of RAB39B expression in transfected 293T cell line by RAB39B monoclonal antibody (M01), clone 1E11.

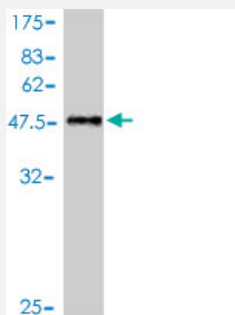
Lane 1: RAB39B transfected lysate (25 KDa).

Lane 2: Non-transfected lysate.



Sandwich ELISA (Recombinant protein)

Detection limit for recombinant GST tagged RAB39B is approximately 0.1 ng/ml as a capture antibody.



Western Blot detection against Immunogen (49.17 KDa) .

Specification

Product Description

Mouse monoclonal antibody raised against a full length recombinant RAB39B.

Immunogen	RAB39B (AAH09714, 1 a.a. ~ 213 a.a) full-length recombinant protein with GST tag. MW of the GST tag alone is 26 KDa.
Sequence	MEAMWLYQFRLVIGDSTVGKSCLIRRFTEGRFAQVSDPTVGVDFFSRLVEIEPGKRIKLQWDTAGQ ERFRSITRAYRNSVGGLLFDITNRRSFQNVHEWLEETKVHVQPYQMFLVLVGHKCDLDTQRQVT RHEAEKLAAAYGMKYIETSARDAINVEKAFTDLTRDIYELVKRGEITIQEGWEGVKSGFVPPNVVHSS EEVVKSEERRCLC
Host	Mouse
Reactivity	Human
Interspecies Antigen Sequence	Mouse (99)
Isotype	IgG1 kappa
Quality Control Testing	Antibody Reactive Against Recombinant Protein. Western Blot detection against Immunogen (49.17 KDa) .
Storage Buffer	In 1x PBS, pH 7.4
Storage Instruction	Store at -20°C or lower. Aliquot to avoid repeated freezing and thawing.

Applications

- Western Blot (Transfected lysate)

Western Blot analysis of RAB39B expression in transfected 293T cell line by RAB39B monoclonal antibody (M01), clone 1E11.

Lane 1: RAB39B transfected lysate(25 KDa).

Lane 2: Non-transfected lysate.

[Protocol Download](#)

- Western Blot (Recombinant protein)

[Protocol Download](#)

- Sandwich ELISA (Recombinant protein)

Detection limit for recombinant GST tagged RAB39B is approximately 0.1ng/ml as a capture antibody.

[Protocol Download](#)

- ELISA

Gene Info — RAB39B

Entrez GeneID [116442](#)**GeneBank Accession#** [BC009714](#)**Protein Accession#** [AAH09714](#)**Gene Name** RAB39B**Gene Alias** -**Gene Description** RAB39B, member RAS oncogene family**Gene Ontology** [Hyperlink](#)**Gene Summary** This gene encodes a member of the Rab family of proteins. Rab proteins are small GTPases that are involved in vesicular trafficking. [provided by RefSeq]**Other Designations** OTTHUMP00000024247