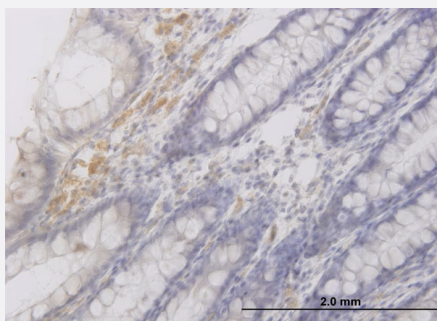


RAB42 monoclonal antibody (M03), clone 3A2

Catalog # H00115273-M03

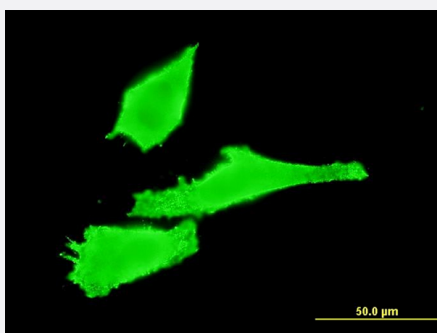
Size 100 ug

Applications



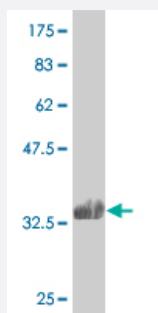
Immunohistochemistry (Formalin/PFA-fixed paraffin-embedded sections)

Immunoperoxidase of monoclonal antibody to RAB42 on formalin-fixed paraffin-embedded human colon. [antibody concentration 3 ug/ml]



Immunofluorescence

Immunofluorescence of monoclonal antibody to RAB42 on HeLa cell . [antibody concentration 10 ug/ml]



Western Blot detection against Immunogen (32.34 KDa) .

Specification

Product Description

Mouse monoclonal antibody raised against a partial recombinant RAB42.

Immunogen	RAB42 (NP_689517, 46 a.a. ~ 105 a.a) partial recombinant protein with GST tag. MW of the GST tag alone is 26 KDa.
Sequence	SVKNNCNVDLAFDTLADAIQQALQQGDIKLEEGWGGVRLIHKTQIPRSPSRKQHSGPCQC
Host	Mouse
Reactivity	Human
Interspecies Antigen Sequence	Mouse (74)
Isotype	IgG1 Kappa
Quality Control Testing	Antibody Reactive Against Recombinant Protein. Western Blot detection against Immunogen (32.34 KDa) .
Storage Buffer	In 1x PBS, pH 7.4
Storage Instruction	Store at -20°C or lower. Aliquot to avoid repeated freezing and thawing.

Applications

- Western Blot (Recombinant protein)

[Protocol Download](#)

- Immunohistochemistry (Formalin/PFA-fixed paraffin-embedded sections)

Immunoperoxidase of monoclonal antibody to RAB42 on formalin-fixed paraffin-embedded human colon. [antibody concentration 3 ug/ml]

[Protocol Download](#)

- ELISA

- Immunofluorescence

Immunofluorescence of monoclonal antibody to RAB42 on HeLa cell . [antibody concentration 10 ug/ml]

Gene Info — RAB42

Entrez GeneID	115273
GeneBank Accession#	NM_152304

Protein Accession#	NP_689517
Gene Name	RAB42
Gene Alias	MGC45806, RP4-669K10.6
Gene Description	RAB42, member RAS oncogene family
Gene Ontology	Hyperlink
Gene Summary	O
Other Designations	OTTHUMP00000003787 RAB42, member RAS homolog family