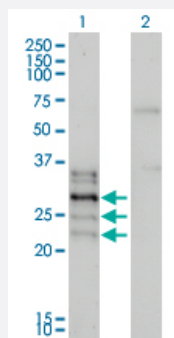


NFATC2IP monoclonal antibody (M01), clone 2D7-A10

Catalog # H00084901-M01

Size 100 ug

Applications

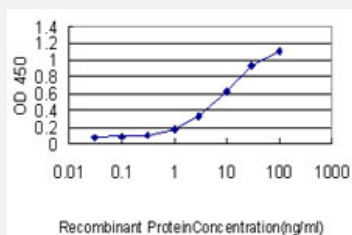


Western Blot (Transfected lysate)

Western Blot analysis of NFATC2IP expression in transfected 293T cell line by NFATC2IP monoclonal antibody (M01), clone 2D7-A10.

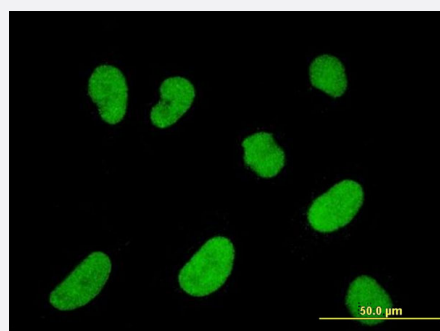
Lane 1: NFATC2IP transfected lysate(15 KDa).

Lane 2: Non-transfected lysate.



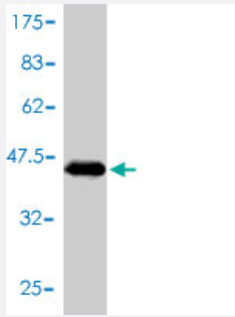
Sandwich ELISA (Recombinant protein)

Detection limit for recombinant GST tagged NFATC2IP is approximately 0.1ng/ml as a capture antibody.



Immunofluorescence

Immunofluorescence of monoclonal antibody to NFATC2IP on HeLa cell .
[antibody concentration 10 ug/ml]



Western Blot detection against Immunogen (40.92 KDa) .

Specification

Product Description	Mouse monoclonal antibody raised against a full length recombinant NFATC2IP.
Immunogen	NFATC2IP (AAH18311, 1 a.a. ~ 138 a.a) full-length recombinant protein with GST tag. MW of the GST tag alone is 26 KDa.
Sequence	MSEPLQSVVDHMAHLGVSPSRILLFGETELSPTATPRTLKLGVADIIDCVVLTSSPEATETSQQL QLRVQGKEKHQTLEVSLSRDSPLKTLMSHYEEAMGLSGRKLSFFFDGTLKSGRELPADLGMESG DLIEVWG
Host	Mouse
Reactivity	Human
Interspecies Antigen Sequence	Mouse (88); Rat (88)
Isotype	IgG1 kappa
Quality Control Testing	Antibody Reactive Against Recombinant Protein. Western Blot detection against Immunogen (40.92 KDa) .
Storage Buffer	In 1x PBS, pH 7.4
Storage Instruction	Store at -20°C or lower. Aliquot to avoid repeated freezing and thawing.

Applications

- Western Blot (Transfected lysate)

Western Blot analysis of NFATC2IP expression in transfected 293T cell line by NFATC2IP monoclonal antibody (M01), clone 2D7-A10.

Lane 1: NFATC2IP transfected lysate(15 KDa).

Lane 2: Non-transfected lysate.

[Protocol Download](#)

- Western Blot (Recombinant protein)

[Protocol Download](#)

- Sandwich ELISA (Recombinant protein)

Detection limit for recombinant GST tagged NFATC2IP is approximately 0.1ng/ml as a capture antibody.

[Protocol Download](#)

- ELISA

- Immunofluorescence

Immunofluorescence of monoclonal antibody to NFATC2IP on HeLa cell . [antibody concentration 10 ug/ml]

Gene Info — NFATC2IP

Entrez GeneID [84901](#)

GeneBank Accession# [BC018311](#)

Protein Accession# [AAH18311](#)

Gene Name NFATC2IP

Gene Alias FLJ14639, MGC126790, MGC138387

Gene Description nuclear factor of activated T-cells, cytoplasmic, calcineurin-dependent 2 interacting protein

Gene Ontology [Hyperlink](#)

Gene Summary cytoplasmic

Other Designations -