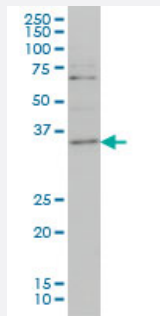


ZIC4 monoclonal antibody (M06), clone 3D5

Catalog # H00084107-M06

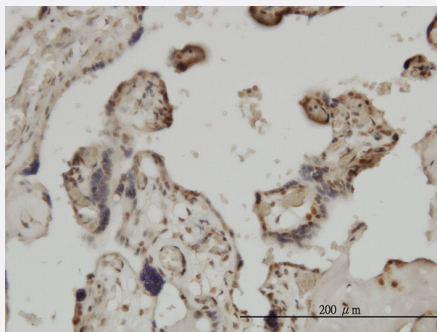
Size 100 ug

Applications



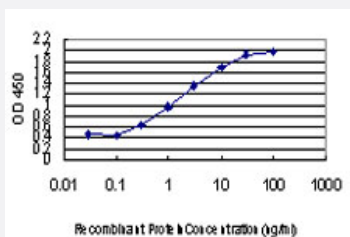
Western Blot (Cell lysate)

ZIC4 monoclonal antibody (M06), clone 3D5 Western Blot analysis of ZIC4 expression in HeLa S3 NE (Cat # L013V3).



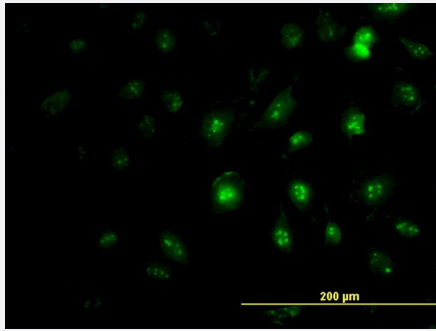
Immunohistochemistry (Formalin/PFA-fixed paraffin-embedded sections)

Immunoperoxidase of monoclonal antibody to ZIC4 on formalin-fixed paraffin-embedded human placenta. [antibody concentration 3 ug/ml]



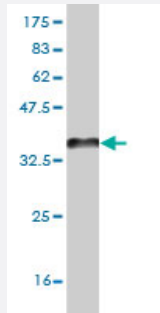
Sandwich ELISA (Recombinant protein)

Detection limit for recombinant GST tagged ZIC4 is approximately 0.3ng/ml as a capture antibody.



Immunofluorescence

Immunofluorescence of monoclonal antibody to ZIC4 on HeLa cell. [antibody concentration 7 ug/ml]



Western Blot detection against Immunogen (33.55 KDa) .

Specification

Product Description	Mouse monoclonal antibody raised against a partial recombinant ZIC4.
Immunogen	ZIC4 (NP_115529, 249 a.a. ~ 319 a.a) partial recombinant protein with GST tag. MW of the GST tag alone is 26 KDa.
Sequence	SDRKKHSHVHTSDKPYTCKVRGCDKCYTHPSSLRKHKMKVHGRSPPPSSGYDSATPSALVSPSS DCGHKSQV
Host	Mouse
Reactivity	Human
Interspecies Antigen Sequence	Mouse (83)
Isotype	IgG2a Kappa
Quality Control Testing	Antibody Reactive Against Recombinant Protein. Western Blot detection against Immunogen (33.55 KDa) .
Storage Buffer	In 1x PBS, pH 7.4
Storage Instruction	Store at -20°C or lower. Aliquot to avoid repeated freezing and thawing.

Applications

- Western Blot (Cell lysate)

ZIC4 monoclonal antibody (M06), clone 3D5 Western Blot analysis of ZIC4 expression in Hela S3 NE (Cat # L013V3).

[Protocol Download](#)

- Western Blot (Recombinant protein)

[Protocol Download](#)

- Immunohistochemistry (Formalin/PFA-fixed paraffin-embedded sections)

Immunoperoxidase of monoclonal antibody to ZIC4 on formalin-fixed paraffin-embedded human placenta. [antibody concentration 3 ug/ml]

[Protocol Download](#)

- Sandwich ELISA (Recombinant protein)

Detection limit for recombinant GST tagged ZIC4 is approximately 0.3ng/ml as a capture antibody.

[Protocol Download](#)

- ELISA

- Immunofluorescence

Immunofluorescence of monoclonal antibody to ZIC4 on HeLa cell. [antibody concentration 7 ug/ml]

Gene Info — ZIC4

Entrez GeneID	84107
---------------	-----------------------

GeneBank Accession#	NM_032153
---------------------	---------------------------

Protein Accession#	NP_115529
--------------------	---------------------------

Gene Name	ZIC4
-----------	------

Gene Alias	FLJ42609, FLJ45833
------------	--------------------

Gene Description	Zic family member 4
------------------	---------------------

Omim ID	608948
---------	------------------------

Gene Ontology[Hyperlink](#)**Gene Summary**

This gene encodes a member of the ZIC family of C2H2-type zinc finger proteins. Members of this family are important during development, and have been associated with X-linked visceral heterotaxy and holoprosencephaly type 5. This gene is closely linked to the gene encoding zinc finger protein of the cerebellum 1, a related family member on chromosome 3. This gene encodes a protein of unknown function. [provided by RefSeq]

Other Designations

zinc family member 4 protein HZIC4|zinc finger protein of the cerebellum 4