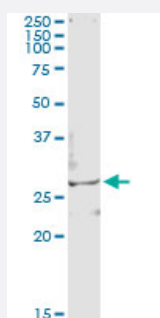


TSSK3 monoclonal antibody (M03), clone 3F9

Catalog # H00081629-M03

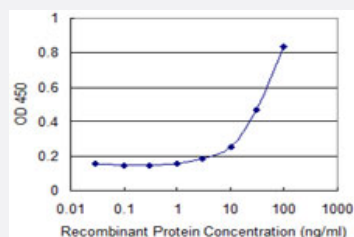
Size 100 ug

Applications



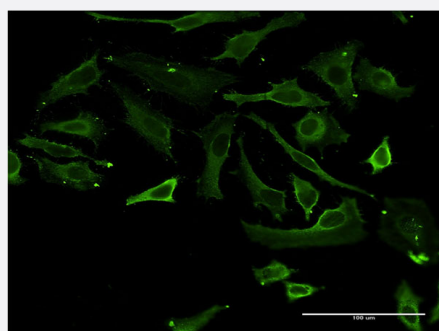
Immunoprecipitation

Immunoprecipitation of TSSK3 transfected lysate using anti-TSSK3 monoclonal antibody and Protein A Magnetic Bead, and immunoblotted with TSSK3 MaxPab rabbit polyclonal antibody.



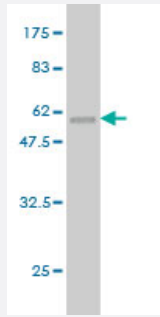
Sandwich ELISA (Recombinant protein)

Detection limit for recombinant GST tagged TSSK3 is 1 ng/ml as a capture antibody.



Immunofluorescence

Immunofluorescence of monoclonal antibody to TSSK3 on HeLa cell . [antibody concentration 10 ug/ml]



Western Blot detection against Immunogen (55.22 KDa) .

Specification

Product Description	Mouse monoclonal antibody raised against a full length recombinant TSSK3.
Immunogen	TSSK3 (AAH35354, 1 a.a. ~ 268 a.a) full-length recombinant protein with GST tag. MW of the GST tag alone is 26 KDa.
Sequence	MEDFLLSNGYQLGKTIGEGTYSKVKEAFSKKHQRKVAIKVIDKMGGPEEFIQRFLPRELQVRTLHDH KNIIQVYEMLESADGKICLVMELEAGGDVFDCVLNNGGPLPESRAKALFRQMVEAIRYCHGCGVAH RDLKCENALLQGFLNKLTDGFGAKVLPKSHRELSQTFCGSTAYAAPEVLQGIPHDSKKGDVWSM GVVLYVMLCASLPFDDTDIPKMLWQQQKGVSFPTHLSISADCQDLLKRLLEPDMILRPSIEEVSW HPWLAST
Host	Mouse
Reactivity	Human
Interspecies Antigen Sequence	Mouse (97); Rat (97)
Isotype	IgG1 Kappa
Quality Control Testing	Antibody Reactive Against Recombinant Protein. Western Blot detection against Immunogen (55.22 KDa) .
Storage Buffer	In 1x PBS, pH 7.4
Storage Instruction	Store at -20°C or lower. Aliquot to avoid repeated freezing and thawing.

Applications

- Western Blot (Recombinant protein)

[Protocol Download](#)

- Immunoprecipitation

Immunoprecipitation of TSSK3 transfected lysate using anti-TSSK3 monoclonal antibody and Protein A Magnetic Bead, and immunoblotted with TSSK3 MaxPab rabbit polyclonal antibody.

[Protocol Download](#)

- Sandwich ELISA (Recombinant protein)

Detection limit for recombinant GST tagged TSSK3 is 1 ng/ml as a capture antibody.

[Protocol Download](#)

- ELISA

- Immunofluorescence

Immunofluorescence of monoclonal antibody to TSSK3 on HeLa cell . [antibody concentration 10 ug/ml]

Gene Info — TSSK3

Entrez GeneID [81629](#)

GeneBank Accession# [BC035354](#)

Protein Accession# [AAH35354](#)

Gene Name TSSK3

Gene Alias SPOGA3, STK22C, STK22D

Gene Description testis-specific serine kinase 3

Omim ID [607660](#)

Gene Ontology [Hyperlink](#)

Gene Summary This gene encodes a kinase expressed exclusively in the testis that is thought to play a role in either germ cell differentiation or mature sperm function. [provided by RefSeq]

Other Designations OTTHUMP00000008862|serine/threonine kinase 22C (spermiogenesis associated)|spermiogenesis associated 3|testis-specific serine/threonine kinase 22C