


# DDX54 monoclonal antibody (M03), clone 5B3

Catalog # H00079039-M03

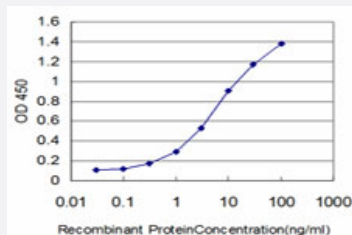
Size 100 ug

## Applications



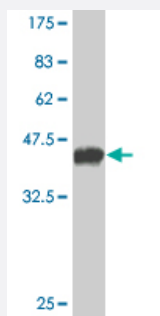
### Western Blot (Cell lysate)

DDX54 monoclonal antibody (M03), clone 5B3 Western Blot analysis of DDX54 expression in A-431 ( Cat # L015V1 ).



### Sandwich ELISA (Recombinant protein)

Detection limit for recombinant GST tagged DDX54 is approximately 0.3ng/ml as a capture antibody.



Western Blot detection against Immunogen (37.18 KDa) .

## Specification

### Product Description

Mouse monoclonal antibody raised against a partial recombinant DDX54.

<b>Immunogen</b>	DDX54 (NP_076977, 778 a.a. ~ 881 a.a) partial recombinant protein with GST tag. MW of the GST tag alone is 26 KDa.
<b>Sequence</b>	DDRDSDEEGASDRRGPERRGKRDGRGQGASRPHAPGTPAGRVRPELTKQQLKQRRRAQKL HFLQRGGLKQLSARNRRRVQELQQGAFGRGARSKKGKMRKRM
<b>Host</b>	Mouse
<b>Reactivity</b>	Human
<b>Interspecies Antigen Sequence</b>	Mouse (84); Rat (84)
<b>Isotype</b>	IgG2a Kappa
<b>Quality Control Testing</b>	Antibody Reactive Against Recombinant Protein. Western Blot detection against Immunogen (37.18 KDa) .
<b>Storage Buffer</b>	In 1x PBS, pH 7.4
<b>Storage Instruction</b>	Store at -20°C or lower. Aliquot to avoid repeated freezing and thawing.

## Applications

- Western Blot (Cell lysate)

DDX54 monoclonal antibody (M03), clone 5B3 Western Blot analysis of DDX54 expression in A-431 ( Cat # L015V1 ).

[Protocol Download](#)

- Western Blot (Recombinant protein)

[Protocol Download](#)

- Sandwich ELISA (Recombinant protein)

Detection limit for recombinant GST tagged DDX54 is approximately 0.3ng/ml as a capture antibody.

[Protocol Download](#)

- ELISA

## Gene Info — DDX54

Entrez GeneID [79039](#)

GeneBank Accession#	<a href="#">NM_024072</a>
Protein Accession#	<a href="#">NP_076977</a>
Gene Name	DDX54
Gene Alias	DP97, MGC2835
Gene Description	DEAD (Asp-Glu-Ala-Asp) box polypeptide 54
Omim ID	<a href="#">611665</a>
Gene Ontology	<a href="#">Hyperlink</a>
Gene Summary	<p>This gene encodes a member of the DEAD box protein family. DEAD box proteins, characterized by the conserved motif Asp-Glu-Ala-Asp (DEAD), are putative RNA helicases. They are implicated in a number of cellular processes involving alteration of RNA secondary structure such as translation initiation, nuclear and mitochondrial splicing, and ribosome and spliceosome assembly. Based on their distribution patterns, some members of this family are believed to be involved in embryogenesis, spermatogenesis, and cellular growth and division. The nucleolar protein encoded by this gene interacts in a hormone-dependent manner with nuclear receptors, and represses their transcriptional activity. Alternative splice variants that encode different isoforms have been found for this gene. [provided by RefSeq]</p>
Other Designations	ATP-dependent RNA helicase DEAD box helicase 97 KDa