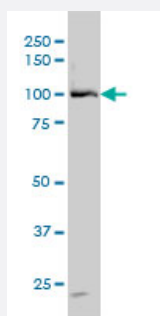


DDX54 monoclonal antibody (M01), clone 2H6

Catalog # H00079039-M01

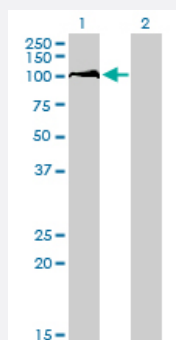
Size 100 ug

Applications



Western Blot (Cell lysate)

DDX54 monoclonal antibody (M01), clone 2H6 Western Blot analysis of DDX54 expression in HeLa (Cat # L013V1).

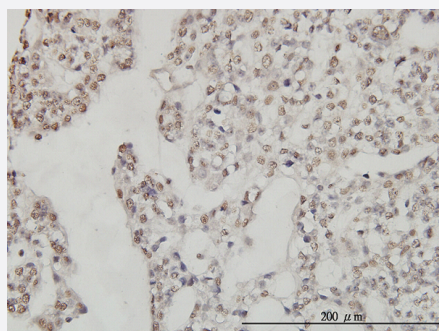


Western Blot (Transfected lysate)

Western Blot analysis of DDX54 expression in transfected 293T cell line by DDX54 monoclonal antibody (M01), clone 2H6.

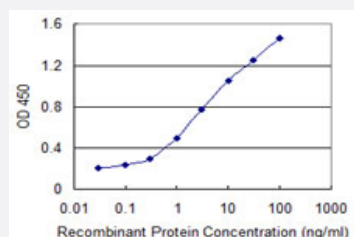
Lane 1: DDX54 transfected lysate(98.6 KDa).

Lane 2: Non-transfected lysate.



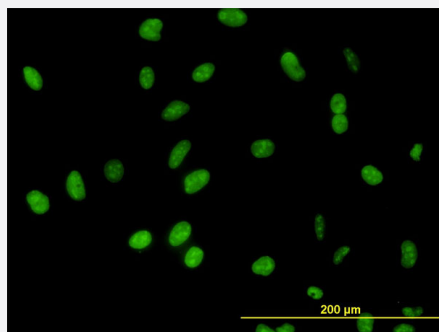
Immunohistochemistry (Formalin/PFA-fixed paraffin-embedded sections)

Immunoperoxidase of monoclonal antibody to DDX54 on formalin-fixed paraffin-embedded human ovary, clear cell carcinoma. [antibody concentration 3 ug/ml]



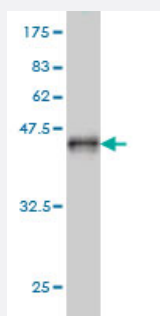
Sandwich ELISA (Recombinant protein)

Detection limit for recombinant GST tagged DDX54 is 0.03 ng/ml as a capture antibody.



Immunofluorescence

Immunofluorescence of monoclonal antibody to DDX54 on HeLa cell. [antibody concentration 10 ug/ml]



Western Blot detection against Immunogen (37.18 KDa) .

Specification

Product Description	Mouse monoclonal antibody raised against a partial recombinant DDX54.
Immunogen	DDX54 (NP_076977, 778 a.a. ~ 881 a.a) partial recombinant protein with GST tag. MW of the GST tag alone is 26 KDa.
Sequence	DDRDSDEEGASDRRGPERRGKRDGQGGASRPHAPGTPAGRVRPELTKQQLKQRRRAQKL HFLQRGGLKQLSARNRRRVQELQQGAFGRGARSKKGKMRKRM
Host	Mouse
Reactivity	Human
Interspecies Antigen Sequence	Mouse (84); Rat (84)
Isotype	IgG2a Kappa
Quality Control Testing	Antibody Reactive Against Recombinant Protein. Western Blot detection against Immunogen (37.18 KDa) .
Storage Buffer	In 1x PBS, pH 7.4
Storage Instruction	Store at -20°C or lower. Aliquot to avoid repeated freezing and thawing.

Applications

- Western Blot (Cell lysate)

DDX54 monoclonal antibody (M01), clone 2H6 Western Blot analysis of DDX54 expression in HeLa (Cat # L013V1).

[Protocol Download](#)

- Western Blot (Transfected lysate)

Western Blot analysis of DDX54 expression in transfected 293T cell line by DDX54 monoclonal antibody (M01), clone 2H6.

Lane 1: DDX54 transfected lysate(98.6 KDa).

Lane 2: Non-transfected lysate.

[Protocol Download](#)

- Western Blot (Recombinant protein)

[Protocol Download](#)

- Immunohistochemistry (Formalin/PFA-fixed paraffin-embedded sections)

Immunoperoxidase of monoclonal antibody to DDX54 on formalin-fixed paraffin-embedded human ovary, clear cell carcinoma.
[antibody concentration 3 ug/ml]

[Protocol Download](#)

- Sandwich ELISA (Recombinant protein)

Detection limit for recombinant GST tagged DDX54 is 0.03 ng/ml as a capture antibody.

[Protocol Download](#)

- ELISA

- Immunofluorescence

Immunofluorescence of monoclonal antibody to DDX54 on HeLa cell. [antibody concentration 10 ug/ml]

Gene Info — DDX54

Entrez GeneID	79039
---------------	-----------------------

GeneBank Accession#	NM_024072
---------------------	---------------------------

Protein Accession#	NP_076977
--------------------	---------------------------

Gene Name	DDX54
Gene Alias	DP97, MGC2835
Gene Description	DEAD (Asp-Glu-Ala-Asp) box polypeptide 54
Omim ID	611665
Gene Ontology	Hyperlink
Gene Summary	<p>This gene encodes a member of the DEAD box protein family. DEAD box proteins, characterized by the conserved motif Asp-Glu-Ala-Asp (DEAD), are putative RNA helicases. They are implicated in a number of cellular processes involving alteration of RNA secondary structure such as translation initiation, nuclear and mitochondrial splicing, and ribosome and spliceosome assembly. Based on their distribution patterns, some members of this family are believed to be involved in embryogenesis, spermatogenesis, and cellular growth and division. The nucleolar protein encoded by this gene interacts in a hormone-dependent manner with nuclear receptors, and represses their transcriptional activity. Alternative splice variants that encode different isoforms have been found for this gene. [provided by RefSeq]</p>
Other Designations	ATP-dependent RNA helicase DEAD box helicase 97 KDa