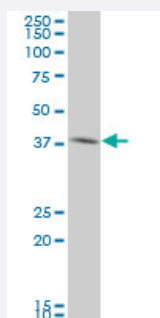


BOLL monoclonal antibody (M10), clone 1A2

Catalog # H00066037-M10

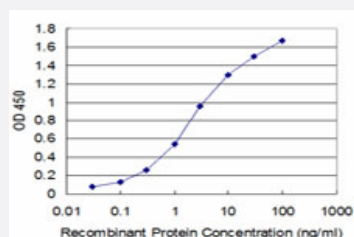
Size 100 ug

Applications



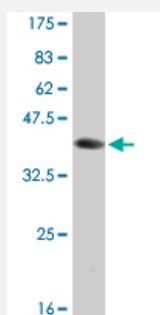
Western Blot (Cell lysate)

BOLL monoclonal antibody (M10), clone 1A2. Western Blot analysis of BOLL expression in H9c2(2-1). (Isoform : 37.540 kDa)



Sandwich ELISA (Recombinant protein)

Detection limit for recombinant GST tagged BOLL is approximately 0.3ng/ml as a capture antibody.



Western Blot detection against Immunogen (36.63 KDa) .

Specification

Product Description

Mouse monoclonal antibody raised against a partial recombinant BOLL.

Immunogen	BOLL (NP_149019, 185 a.a. ~ 283 a.a) partial recombinant protein with GST tag. MW of the GST tag alone is 26 KDa.
Sequence	ATTQYLPGQWQWSVPQPSASSAPFLYLQPSEVIYQPVEIAQDGGCVPPPLSLMETSVPEPYSDH GVQATYHQVYAPSAITMPAPVMQPEPIKTVWSIHY
Host	Mouse
Reactivity	Human, Rat
Interspecies Antigen Sequence	Mouse (92); Rat (92)
Isotype	IgG2a Kappa
Quality Control Testing	Antibody Reactive Against Recombinant Protein. Western Blot detection against Immunogen (36.63 KDa) .
Storage Buffer	In 1x PBS, pH 7.4
Storage Instruction	Store at -20°C or lower. Aliquot to avoid repeated freezing and thawing.

Applications

- Western Blot (Cell lysate)

BOLL monoclonal antibody (M10), clone 1A2. Western Blot analysis of BOLL expression in H9c2(2-1). (Isoform : 37.540 kDa)

[Protocol Download](#)

- Western Blot (Recombinant protein)

[Protocol Download](#)

- Sandwich ELISA (Recombinant protein)

Detection limit for recombinant GST tagged BOLL is approximately 0.3ng/ml as a capture antibody.

[Protocol Download](#)

- ELISA

Gene Info — BOLL

Entrez GeneID [66037](#)

GeneBank Accession#	NM_033030
Protein Accession#	NP_149019
Gene Name	BOLL
Gene Alias	-
Gene Description	bol, boule-like (Drosophila)
Omim ID	606165
Gene Ontology	Hyperlink
Gene Summary	<p>This gene belongs to the DAZ gene family required for germ cell development. It encodes an RNA-binding protein which is more similar to Drosophila Boule than to human proteins encoded by genes DAZ (deleted in azoospermia) or DAZL (deleted in azoospermia-like). Loss of this gene function results in the absence of sperm in semen (azoospermia). Histological studies demonstrated that the primary defect is at the meiotic G2/M transition. Two alternatively spliced transcript variants encoding distinct isoforms have been found for this gene. [provided by RefSeq]</p>
Other Designations	boule

Disease

- [Azoospermia](#)
- [Infertility](#)
- [Oligospermia](#)