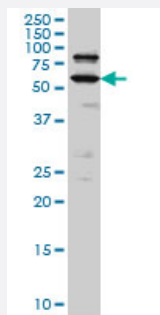


POGK monoclonal antibody (M01), clone 1A9

Catalog # H00057645-M01

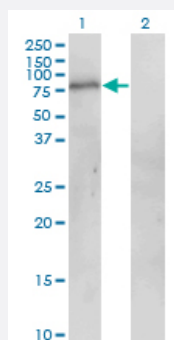
Size 100 ug

Applications



Western Blot (Cell lysate)

POGK monoclonal antibody (M01), clone 1A9 Western Blot analysis of POGK expression in HeLa S3 NE (Cat # L013V3).

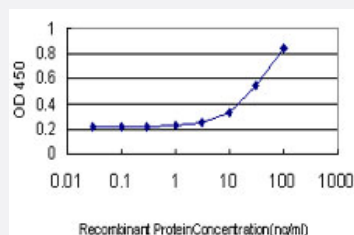


Western Blot (Transfected lysate)

Western Blot analysis of POGK expression in transfected 293T cell line by POGK monoclonal antibody (M01), clone 1A9.

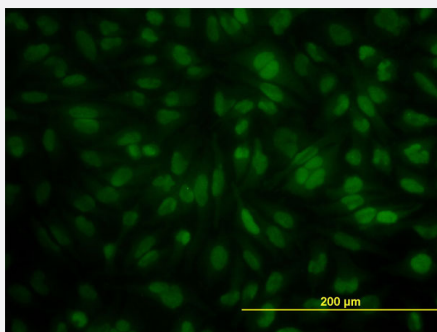
Lane 1: POGK transfected lysate(69.4 kDa).

Lane 2: Non-transfected lysate.



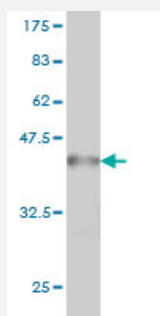
Sandwich ELISA (Recombinant protein)

Detection limit for recombinant GST tagged POGK is approximately 1ng/ml as a capture antibody.



Immunofluorescence

Immunofluorescence of monoclonal antibody to POGK on HeLa cell. [antibody concentration 10 ug/ml]



Western Blot detection against Immunogen (37.84 KDa) .

Specification

Product Description	Mouse monoclonal antibody raised against a partial recombinant POGK.
Immunogen	POGK (NP_060012, 431 a.a. ~ 540 a.a) partial recombinant protein with GST tag. MW of the GST tag alone is 26 KDa.
Sequence	MEIRCHRYGWMTEDLMQDWLEVVWRRRTGAVPKQRGMLILNGFRGHATDSVKNSMESMNTDM VIIPGGLTSQLQVLDVVVYKPLNDSVRAQYSNWLLAGNLALSPTGNAK
Host	Mouse
Reactivity	Human
Interspecies Antigen Sequence	Mouse (90); Rat (92)
Isotype	IgG2a Kappa
Quality Control Testing	Antibody Reactive Against Recombinant Protein. Western Blot detection against Immunogen (37.84 KDa) .
Storage Buffer	In 1x PBS, pH 7.4
Storage Instruction	Store at -20°C or lower. Aliquot to avoid repeated freezing and thawing.

Applications

- Western Blot (Cell lysate)

POGK monoclonal antibody (M01), clone 1A9 Western Blot analysis of POGK expression in Hela S3 NE (Cat # L013V3).

[Protocol Download](#)

- Western Blot (Transfected lysate)

Western Blot analysis of POGK expression in transfected 293T cell line by POGK monoclonal antibody (M01), clone 1A9.

Lane 1: POGK transfected lysate(69.4 KDa).

Lane 2: Non-transfected lysate.

[Protocol Download](#)

- Western Blot (Recombinant protein)

[Protocol Download](#)

- Sandwich ELISA (Recombinant protein)

Detection limit for recombinant GST tagged POGK is approximately 1ng/ml as a capture antibody.

[Protocol Download](#)

- ELISA

- Immunofluorescence

Immunofluorescence of monoclonal antibody to POGK on HeLa cell. [antibody concentration 10 ug/ml]

Gene Info — POGK

Entrez GeneID	57645
---------------	-----------------------

GeneBank Accession#	NM_017542
---------------------	---------------------------

Protein Accession#	NP_060012
--------------------	---------------------------

Gene Name	POGK
-----------	------

Gene Alias	BASS2, KIAA1513, KIAA15131, LST003
------------	------------------------------------

Gene Description	pogo transposable element with KRAB domain
------------------	--

Gene Ontology

[Hyperlink](#)

Gene Summary

The exact function of the protein encoded by this gene is not known. However, this gene product contains a KRAB domain (which is involved in protein-protein interactions) at the N-terminus, and a transposase domain at the C-terminus, suggesting that it may belong to the family of DNA-mediated transposons in human. [provided by RefSeq]

Other Designations

OTTHUMP00000032214|OTTHUMP00000032216

Disease

- [Genetic Predisposition to Disease](#)
- [Hypertension](#)
- [Osteoporosis](#)