

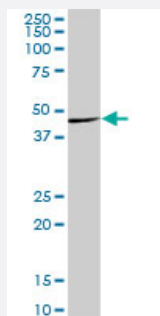
MaxPab®

WDR18 purified MaxPab mouse polyclonal antibody (B01P)

Catalog # H00057418-B01P

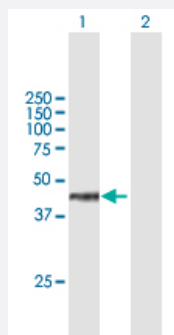
Size 50 ug

Applications



Western Blot (Tissue lysate)

WDR18 MaxPab polyclonal antibody. Western Blot analysis of WDR18 expression in human liver.

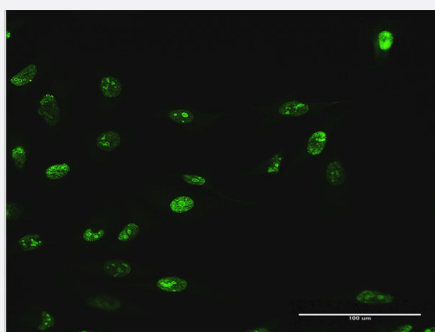


Western Blot (Transfected lysate)

Western Blot analysis of WDR18 expression in transfected 293T cell line ([H00057418-T01](#)) by WDR18 MaxPab polyclonal antibody.

Lane 1: WDR18 transfected lysate(47.52 KDa).

Lane 2: Non-transfected lysate.



Immunofluorescence

Immunofluorescence of purified MaxPab antibody to WDR18 on HeLa cell. [antibody concentration 10 ug/ml]

Specification

Product Description

Mouse polyclonal antibody raised against a full-length human WDR18 protein.

Immunogen	WDR18 (AAH01648.1, 1 a.a. ~ 432 a.a) full-length human protein.
Sequence	MAAPMEVAVCTDSAAPMWSCMWELHSGANLLTYRGGQAGPRGLALLNGEYLLAAQLGKNYISA WELQRKDQLQQKIMCPGPVTCLTASPNGLYVLAVAGVAESIHLWEVSTGNLLVILSRHYQDVSCQLQF TGDSSHFISGGKDCLVLVWSLCSVLQADPSRIPAPRHVWVSHHTLPITDLHCGFGGGLARVATSSL DQTVKLWEVSSGELLLSVLFDVSI MAVTMDLAEHHMFCCGGSEGSIFQVDLFTWPGQRERSFHPE QDAGKVFKGHRNQVTCLSVSTDGSVLLSGSHDET VRLWDVQSKQCIRTVALKG PVTNAAILLAP VSM LSSDFRPSLPLPHFNKHL LGAEHGDEPRHGGLTLRLGLHQGGSEPSYLD RTEQLQAVLCST MEKSVLGGQDQLRVRVTELEDEVRLNRKINRDLDFDFSTRFITRPAK
Host	Mouse
Reactivity	Human
Interspecies Antigen Sequence	Mouse (83); Rat (83)
Quality Control Testing	Antibody reactive against mammalian transfected lysate.
Storage Buffer	In 1x PBS, pH 7.4
Storage Instruction	Store at -20°C or lower. Aliquot to avoid repeated freezing and thawing.

Applications

- Western Blot (Tissue lysate)

WDR18 MaxPab polyclonal antibody. Western Blot analysis of WDR18 expression in human liver.

[Protocol Download](#)

- Western Blot (Transfected lysate)

Western Blot analysis of WDR18 expression in transfected 293T cell line ([H00057418-T01](#)) by WDR18 MaxPab polyclonal antibody.

Lane 1: WDR18 transfected lysate(47.52 KDa).

Lane 2: Non-transfected lysate.

[Protocol Download](#)

- Immunofluorescence

Immunofluorescence of purified MaxPab antibody to WDR18 on HeLa cell. [antibody concentration 10 ug/ml]

Gene Info — WDR18

Entrez GeneID

[57418](#)

GeneBank Accession#	BC001648
Protein Accession#	AAH01648.1
Gene Name	WDR18
Gene Alias	MGC2436, R32184_1
Gene Description	WD repeat domain 18
Gene Ontology	Hyperlink
Gene Summary	<p>This gene encodes a member of the WD repeat protein family. WD repeats are minimally conserved regions of approximately 40 amino acids typically bracketed by gly-his and trp-aspartate (GH-WD), which may facilitate formation of heterotrimeric or multiprotein complexes. Members of this family are involved in a variety of cellular processes, including cell cycle progression, signal transduction, apoptosis, and gene regulation. [provided by RefSeq]</p>
Other Designations	-