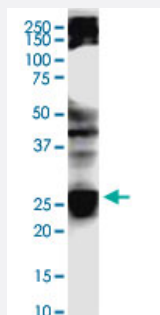


BCAS4 monoclonal antibody (M03), clone 4D4

Catalog # H00055653-M03

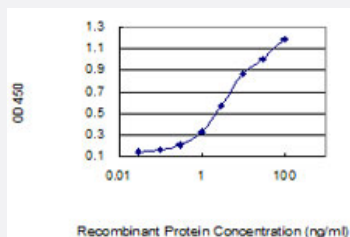
Size 100 ug

Applications



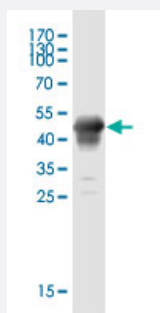
Western Blot (Tissue lysate)

BCAS4 monoclonal antibody (M03), clone 4D4. Western Blot analysis of BCAS4 expression in human kidney.



Sandwich ELISA (Recombinant protein)

Detection limit for recombinant GST tagged BCAS4 is 0.03 ng/ml as a capture antibody.



Western Blot detection against Immunogen (45.8 KDa) .

Specification

Product Description

Mouse monoclonal antibody raised against a full-length recombinant BCAS4.

Immunogen	BCAS4 (AAH38381.1, 1 a.a. ~ 173 a.a) full-length recombinant protein with GST tag. MW of the GST tag alone is 26 KDa.
Sequence	MLLVDDADQPEPMRSGARELALFLTPEPGAEAKEVEETIEGMLLRLEEFCSLADLIRSDTSQILEENI PVLKAKLTEMRGYAKVDRLEAFVKMVGHHVAFLEADVLQAERDHGAFFQALRRWLGSAGLPSF RNKSPAPVPVTYELPTLYRTEDYFPVDAGEAQHHPRTCPRPL
Host	Mouse
Reactivity	Human
Isotype	IgG2a Kappa
Quality Control Testing	Antibody Reactive Against Recombinant Protein. Western Blot detection against Immunogen (45.8 KDa) .
Storage Buffer	In 1x PBS, pH 7.4
Storage Instruction	Store at -20°C or lower. Aliquot to avoid repeated freezing and thawing.

Applications

- Western Blot (Tissue lysate)

BCAS4 monoclonal antibody (M03), clone 4D4. Western Blot analysis of BCAS4 expression in human kidney.

[Protocol Download](#)

- Western Blot (Recombinant protein)

[Protocol Download](#)

- Sandwich ELISA (Recombinant protein)

Detection limit for recombinant GST tagged BCAS4 is 0.03 ng/ml as a capture antibody.

[Protocol Download](#)

- ELISA

Gene Info — BCAS4

Entrez GeneID [55653](#)

GeneBank Accession# [BC038381.1](#)

Protein Accession#	AAH38381.1
Gene Name	BCAS4
Gene Alias	CNOL, FLJ20495
Gene Description	breast carcinoma amplified sequence 4
Omim ID	607471
Gene Ontology	Hyperlink
Other Designations	BCAS4/BCAS3 fusion OTTHUMP00000031272 OTTHUMP00000031273 breast carcinoma amplified sequence 4/3 fusion protein