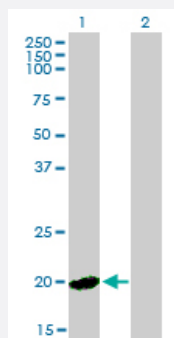


# HPCAL4 monoclonal antibody (M01), clone 2B11

Catalog # H00051440-M01

Size 100 ug

## Applications

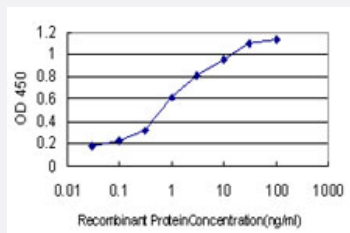


### Western Blot (Transfected lysate)

Western Blot analysis of HPCAL4 expression in transfected 293T cell line by HPCAL4 monoclonal antibody (M01), clone 2B11.

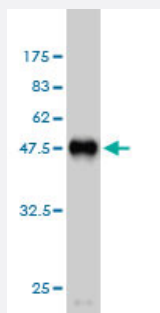
Lane 1: HPCAL4 transfected lysate (22.2 KDa).

Lane 2: Non-transfected lysate.



### Sandwich ELISA (Recombinant protein)

Detection limit for recombinant GST tagged HPCAL4 is approximately 0.1 ng/ml as a capture antibody.



Western Blot detection against Immunogen (46.75 KDa).

## Specification

### Product Description

Mouse monoclonal antibody raised against a full length recombinant HPCAL4.

<b>Immunogen</b>	HPCAL4 (AAH30827, 1 a.a. ~ 191 a.a) full-length recombinant protein with GST tag. MW of the GST tag alone is 26 KDa.
<b>Sequence</b>	MGKTN SKLAPEVLEDLVQNTEFSEQELKQWYKGFLKDCPSGILNLEEFQQLYKFFPYGDASKFA QHAFRTFDKNGDGTIDFREFICALSVTSRGSFEQKLNWAFEMYDLDDGDGRITRLEMLEIIEAMKMV GTVIMMRMNQDGLTPQQRVDKIFKKMDQDKDDQITLEEFKEAAKSDASIVLLLQCDMQK
<b>Host</b>	Mouse
<b>Reactivity</b>	Human
<b>Interspecies Antigen Sequence</b>	Mouse (99); Rat (98)
<b>Isotype</b>	IgG2a kappa
<b>Quality Control Testing</b>	Antibody Reactive Against Recombinant Protein. Western Blot detection against Immunogen (46.75 KDa) .
<b>Storage Buffer</b>	In 1x PBS, pH 7.4
<b>Storage Instruction</b>	Store at -20°C or lower. Aliquot to avoid repeated freezing and thawing.

## Applications

- Western Blot (Transfected lysate)

Western Blot analysis of HPCAL4 expression in transfected 293T cell line by HPCAL4 monoclonal antibody (M01), clone 2B11.

Lane 1: HPCAL4 transfected lysate(22.2 KDa).

Lane 2: Non-transfected lysate.

[Protocol Download](#)

- Western Blot (Recombinant protein)

[Protocol Download](#)

- Sandwich ELISA (Recombinant protein)

Detection limit for recombinant GST tagged HPCAL4 is approximately 0.1ng/ml as a capture antibody.

[Protocol Download](#)

- ELISA

## Gene Info — HPCAL4

Entrez GeneID	<a href="#">51440</a>
GeneBank Accession#	<a href="#">BC030827</a>
Protein Accession#	<a href="#">AAH30827</a>
Gene Name	HPCAL4
Gene Alias	DKFZp761G122, HLP4
Gene Description	hippocalcin like 4
Gene Ontology	<a href="#">Hyperlink</a>
Gene Summary	The protein encoded by this gene is highly similar to human hippocalcin protein and hippocalcin like-1 protein. It also has similarity to rat neural visinin-like Ca <sup>2+</sup> -binding protein-type 1 and 2 proteins. This encoded protein may be involved in the calcium-dependent regulation of rhodopsin phosphorylation. The transcript of this gene has multiple polyadenylation sites. [provided by RefSeq]
Other Designations	OTTHUMP00000010835 hippocalcin-like protein 4

## Disease

- [Tobacco Use Disorder](#)