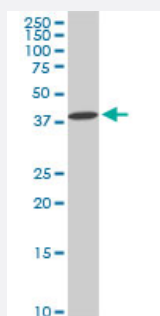


DCPS monoclonal antibody (M02), clone 1G4

Catalog # H00028960-M02

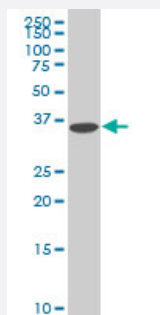
Size 100 ug

Applications



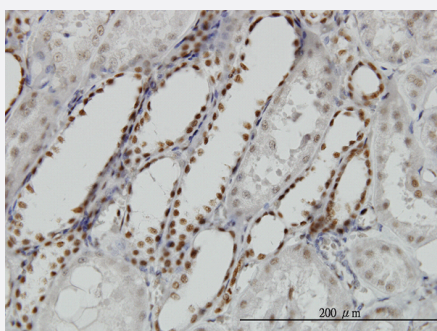
Western Blot (Cell lysate)

DCPS monoclonal antibody (M02), clone 1G4. Western Blot analysis of DCPS expression in PC-12 (Cat # L012V1).



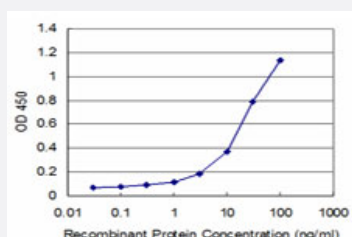
Western Blot (Cell lysate)

DCPS monoclonal antibody (M02), clone 1G4 Western Blot analysis of DCPS expression in HeLa (Cat # L013V1).



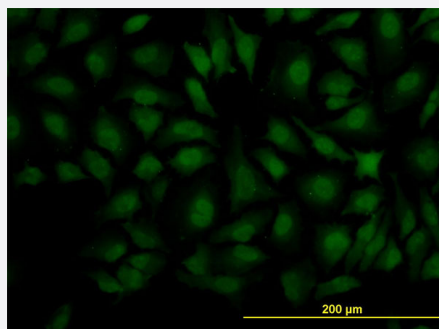
Immunohistochemistry (Formalin/PFA-fixed paraffin-embedded sections)

Immunoperoxidase of monoclonal antibody to DCPS on formalin-fixed paraffin-embedded human kidney. [antibody concentration 1.5 ug/ml]



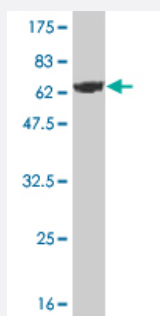
Sandwich ELISA (Recombinant protein)

Detection limit for recombinant GST tagged DCPS is approximately 3ng/ml as a capture antibody.



Immunofluorescence

Immunofluorescence of monoclonal antibody to DCPS on HeLa cell. [antibody concentration 10 ug/ml]



Western Blot detection against Immunogen (62.81 KDa) .

Specification

Product Description	Mouse monoclonal antibody raised against a full length recombinant DCPS.
Immunogen	DCPS (AAH14532, 1 a.a. ~ 337 a.a) full-length recombinant protein with GST tag. MW of the GST tag alone is 26 KDa.
Sequence	MADAAPQLGKRKRELDVEEAHAASTEKEAGVNGTCAVRLPFSGFRLQKVLRESARDKIIFLHGKVNEASEDGDGEDAVVILEKTPFQVEQVAQLLTGSPQLQFSNDIYSTYHLFPQRQLNDVKT TVVYPATEKHLQKYL RQDLRLIRETGDDYRNITLPHLESQSLSIQWVYNILDKKAEADRVFENPDPS DGFVLIPDLKWNQQQLDDLYIAICHRRGIRSLRDLTPEHLPLLRNHLHQQQEAILQRYRMKGDHLRV YLHYLPSYYHLHVHFTALGFEAPGSGVERAHLAEVIENLECDPRHYQQRTLTALRADDPLLKLL QEAQQS
Host	Mouse
Reactivity	Human, Rat
Interspecies Antigen Sequence	Mouse (89); Rat (88)
Isotype	IgG2b Kappa
Quality Control Testing	Antibody Reactive Against Recombinant Protein. Western Blot detection against Immunogen (62.81 KDa) .
Storage Buffer	In 1x PBS, pH 7.4

Storage Instruction

Store at -20°C or lower. Aliquot to avoid repeated freezing and thawing.

Applications

- Western Blot (Cell lysate)

DCPS monoclonal antibody (M02), clone 1G4. Western Blot analysis of DCPS expression in PC-12(Cat # L012V1).

[Protocol Download](#)

- Western Blot (Cell lysate)

DCPS monoclonal antibody (M02), clone 1G4 Western Blot analysis of DCPS expression in HeLa (Cat # L013V1).

[Protocol Download](#)

- Western Blot (Recombinant protein)

[Protocol Download](#)

- Immunohistochemistry (Formalin/PFA-fixed paraffin-embedded sections)

Immunoperoxidase of monoclonal antibody to DCPS on formalin-fixed paraffin-embedded human kidney. [antibody concentration 1.5 ug/ml]

[Protocol Download](#)

- Sandwich ELISA (Recombinant protein)

Detection limit for recombinant GST tagged DCPS is approximately 3ng/ml as a capture antibody.

[Protocol Download](#)

- ELISA

- Immunofluorescence

Immunofluorescence of monoclonal antibody to DCPS on HeLa cell. [antibody concentration 10 ug/ml]

Gene Info — DCPS

Entrez GeneID

[28960](#)

GeneBank Accession#

[BC014532](#)

Protein Accession#

[AAH14532](#)

Gene Name	DCPS
Gene Alias	HINT-5, HSL1, HSPC015
Gene Description	decapping enzyme, scavenger
Omim ID	610534
Gene Ontology	Hyperlink
Gene Summary	O
Other Designations	heat shock-like protein 1 histidine triad protein member 5 homolog of C. elegans 7meGMP-directed hydrolase dcs-1 mRNA decapping enzyme

Pathway

- [RNA degradation](#)