MaxPab®

COBRA1 purified MaxPab mouse polyclonal antibody (B01P)

Catalog # H00025920-B01P Size 50 ug

Applications



Western Blot (Tissue lysate)

COBRA1 MaxPab polyclonal antibody. Western Blot analysis of COBRA1 expression in human pancreas.

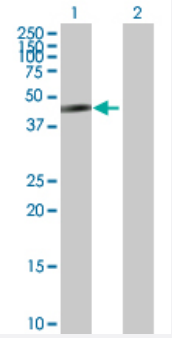

Western Blot (Transfected lysate)

Western Blot analysis of COBRA1 expression in transfected 293T cell line (H00025920-T01) by COBRA1 MaxPab polyclonal antibody.

Lane 1: COBRA1 transfected lysate(52.25 KDa).
Lane 2: Non-transfected lysate.

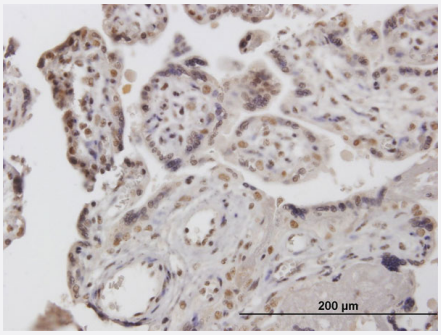

Immunohistochemistry (Formalin/PFA-fixed paraffin-embedded sections)

Immunoperoxidase of purified MaxPab antibody to COBRA1 on formalin-fixed paraffin-embedded human placenta. [antibody concentration 3 ug/ml]

Copyright © 2023 Abnova Corporation. All Rights Reserved.

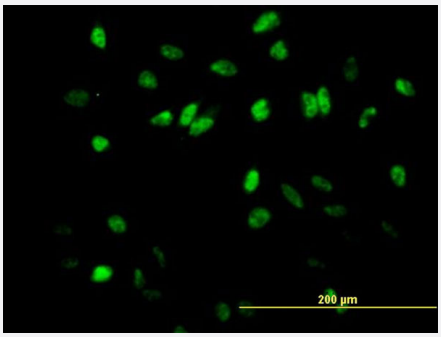

Immunofluorescence

Immunofluorescence of purified MaxPab antibody to COBRA1 on HeLa cell. [antibody concentration 10 ug/ml]

Specification

Product Description	Mouse polyclonal antibody raised against a full-length human COBRA1 protein.
Immunogen	COBRA1 (AAH11892.1, 1 a.a. ~ 475 a.a) full-length human protein.
Sequence	MPSLQPVVMCVMKHLPKVPEKKLKLVMADKELYRACAVEVKRQIWQDNQALFGDEVSPLLKQYI LEKESALFSTELSVLHNFFSPSPKTRRQGEVVQRLTRMVGKNVKLYDMVLQFLRTLFLRTRNVHY CTLRAELLMSLHDLDVGEICTVDPCHKFTWCLDACIRERFVDSKRARELQGFLDGVKKGQEQVL GDLSMILCDPFAINTLALSTVRHLQELVGQETLPRDSPDLLLLLRLLALGQGAWDMIDSQVFKEPK MEVELITRFLPMLMSFLVDDYTFNVDQKLPAEEKAPVSYPNTLPESFTKFLQEQRMACEVGLYYV LHITKQRNKNALLRLLPGLVETFGDLAFGDIFLHLLTGNLALLADEFALEDFCSSLFDGFFLTASPR KENVHRHALRLLIHLHPRVAPSKLEALQKALEPTGQSGEAVKELYSQLGEKLEQLDHRKPSPAQA AETPALELPLPSVPAPAPL
Host	Mouse
Reactivity	Human
Quality Control Testing	Antibody reactive against mammalian transfected lysate.
Storage Buffer	In 1x PBS, pH 7.4
Storage Instruction	Store at -20°C or lower. Aliquot to avoid repeated freezing and thawing.

Applications

- Western Blot (Tissue lysate)

  COBRA1 MaxPab polyclonal antibody. Western Blot analysis of COBRA1 expression in human pancreas.

  Protocol Download

Copyright © 2023 Abnova Corporation. All Rights Reserved.

- Western Blot (Transfected lysate)

  Western Blot analysis of COBRA1 expression in transfected 293T cell line (H00025920-T01) by COBRA1 MaxPab polyclonal antibody.

  Lane 1: COBRA1 transfected lysate(52.25 KDa).
  Lane 2: Non-transfected lysate.

  Protocol Download

- Immunohistochemistry (Formalin/PFA-fixed paraffin-embedded sections)

  Immunoperoxidase of purified MaxPab antibody to COBRA1 on formalin-fixed paraffin-embedded human placenta. [antibody concentration 3 ug/ml]

  Protocol Download

- Immunofluorescence

  Immunofluorescence of purified MaxPab antibody to COBRA1 on HeLa cell. [antibody concentration 10 ug/ml]

Gene Info — COBRA1

Entrez GeneID	25920
GeneBank Accession#	BC011892.1
Protein Accession#	AAH11892.1
Gene Name	COBRA1
Gene Alias	DKFZp586B0519, KIAA1182, NELF-B, NELFB
Gene Description	cofactor of BRCA1
Gene Ontology	Hyperlink
Gene Summary	NELFB is a subunit of negative elongation factor (NELF), which also includes NELFA (WHSC2; MIM 606026), either NELFC or NELFD (TH1L; MIM 605297), and NELFE (RDBP; MIM 154040). NELF acts with DRB sensitivity-inducing factor (DSIF), a heterodimer of SPT4 (SUPT4H1; MIM 6 03555) and SPT5 (SUPT5H; MIM 602102), to cause transcriptional pausing of RNA polymerase I I (see MIM 180660) (Narita et al., 2003 [PubMed 12612062]).[supplied by OMIM
Other Designations	negative elongation factor protein B

Copyright © 2023 Abnova Corporation. All Rights Reserved.