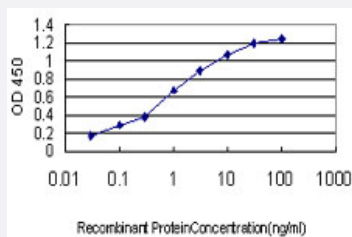


TCFL5 monoclonal antibody (M01), clone 1F2

Catalog # H00010732-M01

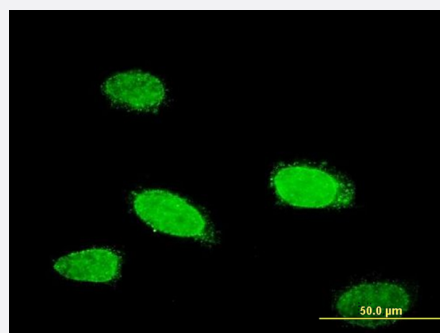
Size 100 ug

Applications



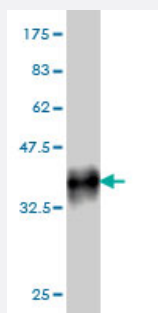
Sandwich ELISA (Recombinant protein)

Detection limit for recombinant GST tagged TCFL5 is approximately 0.03ng/ml as a capture antibody.



Immunofluorescence

Immunofluorescence of monoclonal antibody to TCFL5 on HeLa cell . [antibody concentration 10 ug/ml]



Western Blot detection against Immunogen (34.87 KDa) .

Specification

Product Description

Mouse monoclonal antibody raised against a partial recombinant TCFL5.

Immunogen	TCFL5 (NP_006593, 418 a.a. ~ 500 a.a) partial recombinant protein with GST tag. MW of the GST tag alone is 26 KDa.
Sequence	ICCDELNLLVPFCNAETDKATTLQWTTAFLKYQERHGDSLKKEFESVFCGKTGRRLKLTRPDSLV TCPAQGSLQSSPSMEIK
Host	Mouse
Reactivity	Human
Interspecies Antigen Sequence	Mouse (85)
Isotype	IgG1 Kappa
Quality Control Testing	Antibody Reactive Against Recombinant Protein. Western Blot detection against Immunogen (34.87 KDa) .
Storage Buffer	In 1x PBS, pH 7.4
Storage Instruction	Store at -20°C or lower. Aliquot to avoid repeated freezing and thawing.

Applications

- Western Blot (Recombinant protein)

[Protocol Download](#)

- Sandwich ELISA (Recombinant protein)

Detection limit for recombinant GST tagged TCFL5 is approximately 0.03ng/ml as a capture antibody.

[Protocol Download](#)

- ELISA

- Immunofluorescence

Immunofluorescence of monoclonal antibody to TCFL5 on HeLa cell . [antibody concentration 10 ug/ml]

Gene Info — TCFL5

Entrez GeneID [10732](#)

GeneBank Accession# [NM_006602](#)

Protein Accession#	NP_006593
Gene Name	TCFL5
Gene Alias	CHA, E2BP-1, Figlb, MGC46135
Gene Description	transcription factor-like 5 (basic helix-loop-helix)
Omim ID	604745
Gene Ontology	Hyperlink
Other Designations	HPV-16 E2 binding protein 1 transcription factor-like 5 protein