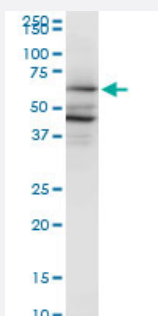


# PAIP1 monoclonal antibody (M04A), clone 2D11

Catalog # H00010605-M04A

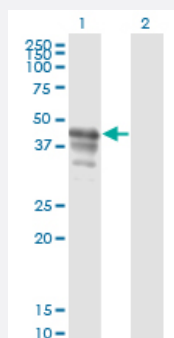
Size 200 uL

## Applications



### Western Blot (Cell lysate)

PAIP1 monoclonal antibody (M04A), clone 2D11. Western Blot analysis of PAIP1 expression in HeLa(Cat # L013V1 ).

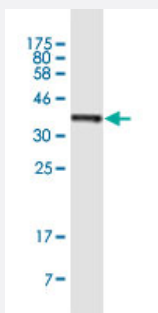


### Western Blot (Transfected lysate)

Western Blot analysis of PAIP1 expression in transfected 293T cell line by PAIP1 monoclonal antibody (M04A), clone 2D11.

Lane 1: PAIP1 transfected lysate(45.6 KDa).

Lane 2: Non-transfected lysate.



Western Blot detection against Immunogen (37.84 KDa) .

## Specification

### Product Description

Mouse monoclonal antibody raised against a partial recombinant PAIP1.

<b>Immunogen</b>	PAIP1 (NP_001002, 76 a.a. ~ 185 a.a) partial recombinant protein with GST tag. MW of the GST tag alone is 26 KDa.
<b>Sequence</b>	YPTLSEYVQDFLNHLTEQPGSFETEIEQFAETLNGCVTTDDALQELVELIYQQATSIPNFSYMGARL CNYLSHHLTISPQSGNFRQLLLQRCRTEYEVKDQAAKGDEVTR
<b>Host</b>	Mouse
<b>Reactivity</b>	Human
<b>Interspecies Antigen Sequence</b>	Mouse (97); Rat (98)
<b>Isotype</b>	IgG3 Kappa
<b>Quality Control Testing</b>	Antibody Reactive Against Recombinant Protein. Western Blot detection against Immunogen (37.84 KDa) .
<b>Storage Buffer</b>	In ascites fluid
<b>Storage Instruction</b>	Store at -20°C or lower. Aliquot to avoid repeated freezing and thawing.

## Applications

- Western Blot (Cell lysate)

PAIP1 monoclonal antibody (M04A), clone 2D11. Western Blot analysis of PAIP1 expression in HeLa(Cat # L013V1 ).

[Protocol Download](#)

- Western Blot (Transfected lysate)

Western Blot analysis of PAIP1 expression in transfected 293T cell line by PAIP1 monoclonal antibody (M04A), clone 2D11.

Lane 1: PAIP1 transfected lysate(45.6 KDa).

Lane 2: Non-transfected lysate.

[Protocol Download](#)

- Western Blot (Recombinant protein)

[Protocol Download](#)

- ELISA

## Gene Info — PAIP1

Entrez GeneID	<a href="#">10605</a>
GeneBank Accession#	<a href="#">NM_182789</a>
Protein Accession#	<a href="#">NP_001002</a>
Gene Name	PAIP1
Gene Alias	MGC12360
Gene Description	poly(A) binding protein interacting protein 1
Omim ID	<a href="#">605184</a>
Gene Ontology	<a href="#">Hyperlink</a>
Gene Summary	The protein encoded by this gene interacts with poly(A)-binding protein and with the cap-binding complex eIF4A. It is involved in translational initiation and protein biosynthesis. Overexpression of this gene in COS7 cells stimulates translation. Alternative splicing occurs at this locus and three transcript variants encoding three distinct isoforms have been identified. [provided by RefSeq]
Other Designations	PABC1-interacting protein 1 polyadenylate binding protein-interacting protein 1