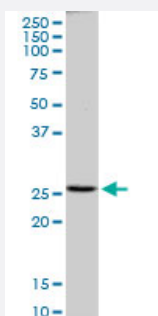


PRDX4 monoclonal antibody (M01A), clone 2C12

Catalog # H00010549-M01A

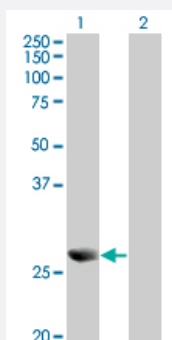
Size 200 uL

Applications



Western Blot (Tissue lysate)

PRDX4 monoclonal antibody (M01A), clone 2C12. Western Blot analysis of PRDX4 expression in human liver.

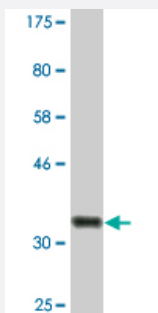


Western Blot (Transfected lysate)

Western Blot analysis of PRDX4 expression in transfected 293T cell line by PRDX4 monoclonal antibody (M01A), clone 2C12.

Lane 1: PRDX4 transfected lysate(30.5 KDa).

Lane 2: Non-transfected lysate.



Western Blot detection against Immunogen (36.74 KDa) .

Specification

Product Description

Mouse monoclonal antibody raised against a partial recombinant PRDX4.

Immunogen	PRDX4 (AAH03609, 51 a.a. ~ 150 a.a) partial recombinant protein with GST tag. MW of the GST tag alone is 26 KDa.
Sequence	CHFFAGGQVYPGEASRVSVADHSLHLSKAKISKAPYWEGTAVIDGEFKEKLKLTDIRGKYLVFFFYPLDFTFVCPTEIAFGDRLEEFRSINTEVVACSV
Host	Mouse
Reactivity	Human
Interspecies Antigen Sequence	Mouse (89); Rat (90)
Isotype	IgG3 Kappa
Quality Control Testing	Antibody Reactive Against Recombinant Protein. Western Blot detection against Immunogen (36.74 KDa) .
Storage Buffer	In ascites fluid
Storage Instruction	Store at -20°C or lower. Aliquot to avoid repeated freezing and thawing.

Applications

- Western Blot (Tissue lysate)

PRDX4 monoclonal antibody (M01A), clone 2C12. Western Blot analysis of PRDX4 expression in human liver.

[Protocol Download](#)

- Western Blot (Transfected lysate)

Western Blot analysis of PRDX4 expression in transfected 293T cell line by PRDX4 monoclonal antibody (M01A), clone 2C12.

Lane 1: PRDX4 transfected lysate(30.5 KDa).

Lane 2: Non-transfected lysate.

[Protocol Download](#)

- Western Blot (Recombinant protein)

[Protocol Download](#)

- ELISA

Gene Info — PRDX4

Entrez GeneID	10549
GeneBank Accession#	BC003609
Protein Accession#	AAH03609
Gene Name	PRDX4
Gene Alias	AOE37-2, PRX-4
Gene Description	peroxiredoxin 4
Omim ID	606506
Gene Ontology	Hyperlink
Gene Summary	<p>The protein encoded by this gene is an antioxidant enzyme and belongs to the peroxiredoxin family. The protein is localized to the cytoplasm. Peroxidases of the peroxiredoxin family reduce hydrogen peroxide and alkyl hydroperoxides to water and alcohol with the use of reducing equivalents derived from thiol-containing donor molecules. This protein has been found to play a regulatory role in the activation of the transcription factor NF-kappaB. [provided by RefSeq]</p>
Other Designations	OTTHUMP00000023056 thioredoxin peroxidase thioredoxin peroxidase (antioxidant enzyme)

Disease

- [Alzheimer disease](#)
- [Cognition](#)