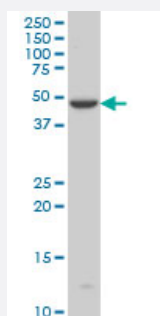


IRX5 monoclonal antibody (M06), clone 8A12

Catalog # H00010265-M06

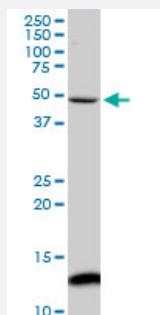
Size 100 ug

Applications



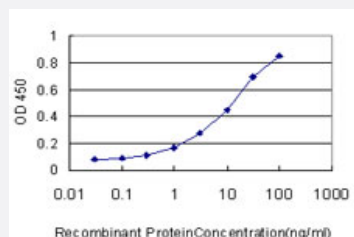
Western Blot (Cell lysate)

IRX5 monoclonal antibody (M06), clone 8A12. Western Blot analysis of IRX5 expression in Raw 264.7.



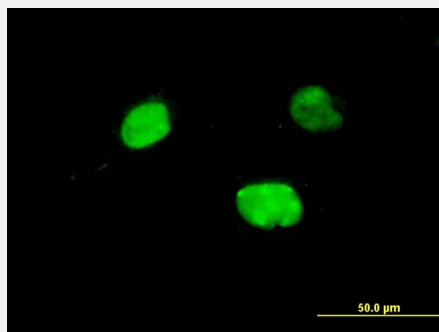
Western Blot (Cell lysate)

IRX5 monoclonal antibody (M06), clone 8A12. Western Blot analysis of IRX5 expression in NIH/3T3 (Cat # L018V1).



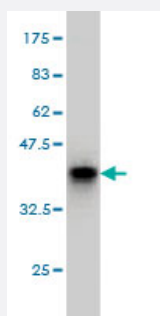
Sandwich ELISA (Recombinant protein)

Detection limit for recombinant GST tagged IRX5 is approximately 0.3ng/ml as a capture antibody.



Immunofluorescence

Immunofluorescence of monoclonal antibody to IRX5 on HeLa cell. [antibody concentration 10 ug/ml]



Western Blot detection against Immunogen (32.45 KDa) .

Specification

Product Description	Mouse monoclonal antibody raised against a partial recombinant IRX5.
Immunogen	IRX5 (NP_005844, 204 a.a. ~ 264 a.a) partial recombinant protein with GST tag. MW of the GST tag alone is 26 KDa.
Sequence	PQKPEDKADPEGPEAGGAEQKAASGCERLQGPPTPAGKETEGSLSDSDFKEPPSEGRLDAL
Host	Mouse
Reactivity	Human, Mouse
Isotype	IgG1 Kappa
Quality Control Testing	Antibody Reactive Against Recombinant Protein. Western Blot detection against Immunogen (32.45 KDa) .
Storage Buffer	In 1x PBS, pH 7.4
Storage Instruction	Store at -20°C or lower. Aliquot to avoid repeated freezing and thawing.

Applications

- Western Blot (Cell lysate)

IRX5 monoclonal antibody (M06), clone 8A12. Western Blot analysis of IRX5 expression in Raw 264.7.

[Protocol Download](#)

- Western Blot (Cell lysate)

IRX5 monoclonal antibody (M06), clone 8A12. Western Blot analysis of IRX5 expression in NIH/3T3(Cat # L018V1).

[Protocol Download](#)

- Western Blot (Recombinant protein)

[Protocol Download](#)

- Sandwich ELISA (Recombinant protein)

Detection limit for recombinant GST tagged IRX5 is approximately 0.3ng/ml as a capture antibody.

[Protocol Download](#)

- ELISA

- Immunofluorescence

Immunofluorescence of monoclonal antibody to IRX5 on HeLa cell. [antibody concentration 10 ug/ml]

Gene Info — IRX5

Entrez GeneID [10265](#)

GeneBank Accession# [NM_005853](#)

Protein Accession# [NP_005844](#)

Gene Name IRX5

Gene Alias IRX-2a, IRXB2

Gene Description iroquois homeobox 5

Omim ID [606195](#)

Gene Ontology [Hyperlink](#)

Gene Summary IRX5 is a member of the Iroquois homeobox gene family. Members of this family appear to play multiple roles during pattern formation of vertebrate embryos.[supplied by OMIM]

Other Designationsiroquois homeobox protein 5
