

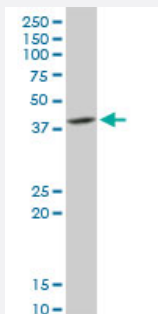
MaxPab®

DNAJB6 MaxPab rabbit polyclonal antibody (D01)

Catalog # H00010049-D01


Size 100 uL

Applications



Western Blot (Cell lysate)

DNAJB6 MaxPab rabbit polyclonal antibody. Western Blot analysis of DNAJB6 expression in HepG2.

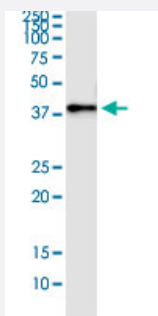


Western Blot (Transfected lysate)

Western Blot analysis of DNAJB6 expression in transfected 293T cell line ([H00010049-T02](#)) by DNAJB6 MaxPab polyclonal antibody.

Lane 1: DNAJB6 transfected lysate(36.10 KDa).

Lane 2: Non-transfected lysate.



Immunoprecipitation

Immunoprecipitation of DNAJB6 transfected lysate using anti-DNAJB6 MaxPab rabbit polyclonal antibody and Protein A Magnetic Bead, and immunoblotted with DNAJB6 purified MaxPab mouse polyclonal antibody (B01P) ([H00010049-B01P](#)).

Specification

Product Description

Rabbit polyclonal antibody raised against a full-length human DNAJB6 protein.

Immunogen	DNAJB6 (NP_490647.1, 1 a.a. ~ 326 a.a) full-length human protein.
Sequence	MVDYYEVLGVQRHASPEDIKKAYRKLALKWHPDKNPENKEEAERKFKQVAEAYEVLSDAKKRDI YDKYGKEGLNGGGGGGSHFDSPFEFGFTFRNPDDVFREFFGGRDPPSFDFEDPFEDFFGNRR GPRGSRSRGTGSFFSAFSGFPSFGSGFSSFDTGFTSFGSLGHGGLTSFSSTSFGGSGMGNFKSI STSTKMVNGRKITTKRIVENGQERVEVEEDGQLKSLTINGVADDDALAEERMRRGQNALPAQPAG LRPPKPPRPASLLRHAPHCLSEEEGEQDRPRAPGPWDPLASAAGLKEGGKRKKQKQREESKK KKSTKGNH
Host	Rabbit
Reactivity	Human
Interspecies Antigen Sequence	Mouse (75); Rat (78)
Quality Control Testing	Antibody reactive against mammalian transfected lysate.
Storage Buffer	No additive
Storage Instruction	Store at -20°C or lower. Aliquot to avoid repeated freezing and thawing.

Applications

- Western Blot (Cell lysate)

DNAJB6 MaxPab rabbit polyclonal antibody. Western Blot analysis of DNAJB6 expression in HepG2.

[Protocol Download](#)

- Western Blot (Transfected lysate)

Western Blot analysis of DNAJB6 expression in transfected 293T cell line ([H00010049-T02](#)) by DNAJB6 MaxPab polyclonal antibody.

Lane 1: DNAJB6 transfected lysate(36.10 KDa).

Lane 2: Non-transfected lysate.

[Protocol Download](#)

- Immunoprecipitation

Immunoprecipitation of DNAJB6 transfected lysate using anti-DNAJB6 MaxPab rabbit polyclonal antibody and Protein A Magnetic Bead, and immunoblotted with DNAJB6 purified MaxPab mouse polyclonal antibody (B01P) ([H00010049-B01P](#)).

[Protocol Download](#)

Gene Info — DNAJB6

Entrez GeneID	10049
GeneBank Accession#	NM_058246.3
Protein Accession#	NP_490647.1
Gene Name	DNAJB6
Gene Alias	DJ4, DKFZp566D0824, DnaJ, FLJ42837, HHDJ1, HSJ-2, HSJ2, MGC1152, MGC117297, MRJ, MSJ-1
Gene Description	DnaJ (Hsp40) homolog, subfamily B, member 6
Omim ID	611332
Gene Ontology	Hyperlink
Gene Summary	<p>This gene encodes a member of the DNAJ protein family. DNAJ family members are characterized by a highly conserved amino acid stretch called the 'J-domain' and function as one of the two major classes of molecular chaperones involved in a wide range of cellular events, such as protein folding and oligomeric protein complex assembly. This family member may also play a role in polyglutamine aggregation in specific neurons. Alternative splicing of this gene results in multiple transcript variants; however, not all variants have been fully described. [provided by RefSeq]</p>
Other Designations	DnaJ-like 2 protein heat shock protein J2