


AATK monoclonal antibody (M04), clone 2C8

Catalog # H00009625-M04

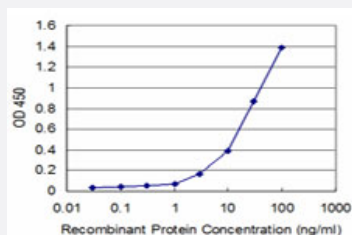
Size 50 ug

Applications



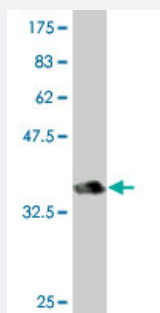
Western Blot (Cell lysate)

AATK monoclonal antibody (M04), clone 2C8 Western Blot analysis of AATK expression in NIH/3T3 (Cat # L018V1).



Sandwich ELISA (Recombinant protein)

Detection limit for recombinant GST tagged AATK is approximately 3ng/ml as a capture antibody.



Western Blot detection against Immunogen (36.63 KDa) .

Specification

Product Description

Mouse monoclonal antibody raised against a partial recombinant AATK.

Immunogen	AATK (AAH47378, 161 a.a. ~ 260 a.a) partial recombinant protein with GST tag. MW of the GST tag alone is 26 KDa.
Sequence	SPEFVLKEAQEGCEPQAFALASEGEGPGPETRLSTLSGLNEKNPYRDSAYFSDLEAEAEATS GPEKKCGGDRAPGPELGLRSTGQPSEQVCLRPGVSG
Host	Mouse
Reactivity	Human, Mouse
Interspecies Antigen Sequence	Mouse (61); Rat (59)
Isotype	IgG1 Kappa
Quality Control Testing	Antibody Reactive Against Recombinant Protein. Western Blot detection against Immunogen (36.63 KDa) .
Storage Buffer	In 1x PBS, pH 7.4
Storage Instruction	Store at -20°C or lower. Aliquot to avoid repeated freezing and thawing.

Applications

- Western Blot (Cell lysate)

AATK monoclonal antibody (M04), clone 2C8 Western Blot analysis of AATK expression in NIH/3T3 (Cat # L018V1).

[Protocol Download](#)

- Western Blot (Recombinant protein)

[Protocol Download](#)

- Sandwich ELISA (Recombinant protein)

Detection limit for recombinant GST tagged AATK is approximately 3ng/ml as a capture antibody.

[Protocol Download](#)

- ELISA

Gene Info — AATK

Entrez GeneID [9625](#)

GeneBank Accession#	BC047378
Protein Accession#	AAH47378
Gene Name	AATK
Gene Alias	AATYK, AATYK1, KIAA0641, LMR1, LMTK1, p35BP
Gene Description	apoptosis-associated tyrosine kinase
Omim ID	605276
Gene Ontology	Hyperlink
Gene Summary	<p>The protein encoded by this gene contains a tyrosine kinase domain at the N-terminus and a proline-rich domain at the C-terminus. This gene is induced during apoptosis, and expression of this gene may be a necessary pre-requisite for the induction of growth arrest and/or apoptosis of myeloid precursor cells. This gene has been shown to produce neuronal differentiation in a neuroblastoma cell line. [provided by RefSeq]</p>
Other Designations	CDK5-binding protein lemur tyrosine kinase 1 p35-binding protein serine/threonine-protein kinase LMTK1