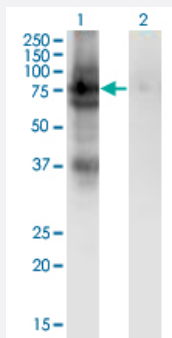


# PDIA4 monoclonal antibody (M02), clone 2H3

Catalog # H00009601-M02

Size 100 ug

## Applications

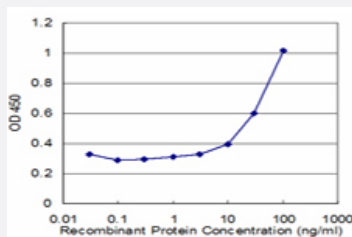


### Western Blot (Transfected lysate)

Western Blot analysis of PDIA4 expression in transfected 293T cell line by PDIA4 monoclonal antibody (M02), clone 2H3.

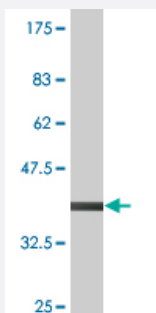
Lane 1: PDIA4 transfected lysate (Predicted MW: 72.9 kDa).

Lane 2: Non-transfected lysate.



### Sandwich ELISA (Recombinant protein)

Detection limit for recombinant GST tagged PDIA4 is approximately 3ng/ml as a capture antibody.



Western Blot detection against Immunogen (37.84 kDa) .

## Specification

### Product Description

Mouse monoclonal antibody raised against a partial recombinant PDIA4.

<b>Immunogen</b>	PDIA4 (NP_004902, 355 a.a. ~ 464 a.a) partial recombinant protein with GST tag. MW of the GST tag alone is 26 KDa.
<b>Sequence</b>	LVVMQPEKFQSKYEPRSHMMDVQGSTQDSAIDKDFVLKYALPLVGHRKVSNDKRYTRRPLVVVYYSVDFSFDYRAATQFWRSKVLEVAKDFPEYTFIAIDEEDYAGEVKD
<b>Host</b>	Mouse
<b>Reactivity</b>	Human
<b>Interspecies Antigen Sequence</b>	Mouse (88); Rat (88)
<b>Isotype</b>	IgG2a Kappa
<b>Quality Control Testing</b>	Antibody Reactive Against Recombinant Protein. Western Blot detection against Immunogen (37.84 KDa) .
<b>Storage Buffer</b>	In 1x PBS, pH 7.4
<b>Storage Instruction</b>	Store at -20°C or lower. Aliquot to avoid repeated freezing and thawing.

## Applications

- Western Blot (Transfected lysate)

Western Blot analysis of PDIA4 expression in transfected 293T cell line by PDIA4 monoclonal antibody (M02), clone 2H3.

Lane 1: PDIA4 transfected lysate (Predicted MW: 72.9 KDa).

Lane 2: Non-transfected lysate.

[Protocol Download](#)

- Western Blot (Recombinant protein)

[Protocol Download](#)

- Sandwich ELISA (Recombinant protein)

Detection limit for recombinant GST tagged PDIA4 is approximately 3ng/ml as a capture antibody.

[Protocol Download](#)

- ELISA

## Gene Info — PDIA4

Entrez GeneID	<a href="#">9601</a>
GeneBank Accession#	<a href="#">NM_004911</a>
Protein Accession#	<a href="#">NP_004902</a>
Gene Name	PDIA4
Gene Alias	ERP70, ERP72
Gene Description	protein disulfide isomerase family A, member 4
Gene Ontology	<a href="#">Hyperlink</a>
Gene Summary	O
Other Designations	protein disulfide isomerase related protein (calcium-binding protein, intestinal-related)  protein disulfide isomerase-associated 4

## Pathway

- [Vibrio cholerae infection](#)