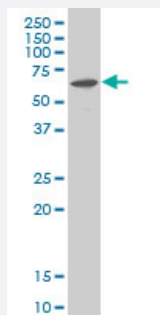


MAPKAPK2 monoclonal antibody (M10), clone 3A7

Catalog # H00009261-M10

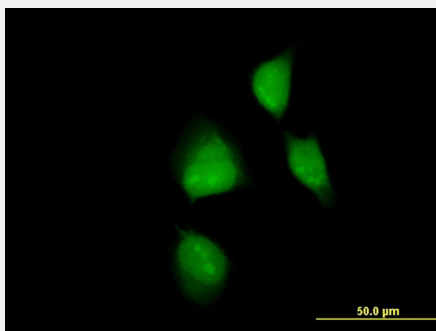
Size 100 ug

Applications



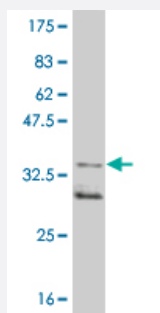
Western Blot (Cell lysate)

MAPKAPK2 monoclonal antibody (M10), clone 3A7 Western Blot analysis of MAPKAPK2 expression in PC-12 (Cat # L012V1).



Immunofluorescence

Immunofluorescence of monoclonal antibody to MAPKAPK2 on HeLa cell .
[antibody concentration 30 ug/ml]



Western Blot detection against Immunogen (35.57 kDa) .

Specification

Product Description

Mouse monoclonal antibody raised against a full length recombinant MAPKAPK2.

Immunogen	MAPKAPK2 (NP_116584, 266 a.a. ~ 352 a.a) full length recombinant protein with GST tag. MW of the GST tag alone is 26 KDa.
Sequence	NHGLAISPGMKTRIRMGQYEFNPPEWSEVSEEVKMLIRNLLKTEPTQRMTITEFMNHPWIMQSTKV PQTPLHTSRVLKEDKERWEDV
Host	Mouse
Reactivity	Human, Rat
Interspecies Antigen Sequence	Mouse (92); Rat (92)
Isotype	IgG2b Kappa
Quality Control Testing	Antibody Reactive Against Recombinant Protein. Western Blot detection against Immunogen (35.57 KDa) .
Storage Buffer	In 1x PBS, pH 7.4
Storage Instruction	Store at -20°C or lower. Aliquot to avoid repeated freezing and thawing.

Applications

- Western Blot (Cell lysate)

MAPKAPK2 monoclonal antibody (M10), clone 3A7 Western Blot analysis of MAPKAPK2 expression in PC-12 (Cat # L012V1).

[Protocol Download](#)

- Western Blot (Recombinant protein)

[Protocol Download](#)

- ELISA

- Immunofluorescence

Immunofluorescence of monoclonal antibody to MAPKAPK2 on HeLa cell . [antibody concentration 30 ug/ml]

Gene Info — MAPKAPK2

Entrez GeneID [9261](#)

GeneBank Accession# [NM_032960](#)

Protein Accession#	NP_116584
Gene Name	MAPKAPK2
Gene Alias	MK2
Gene Description	mitogen-activated protein kinase-activated protein kinase 2
Omim ID	602006
Gene Ontology	Hyperlink
Gene Summary	<p>This gene encodes a member of the Ser/Thr protein kinase family. This kinase is regulated through direct phosphorylation by p38 MAP kinase. In conjunction with p38 MAP kinase, this kinase is known to be involved in many cellular processes including stress and inflammatory responses, nuclear export, gene expression regulation and cell proliferation. Heat shock protein HSP27 was shown to be one of the substrates of this kinase in vivo. Two transcript variants encoding two different isoforms have been found for this gene. [provided by RefSeq]</p>
Other Designations	OTTHUMP00000034531 OTTHUMP00000034532

Pathway

- [MAPK signaling pathway](#)
- [Neurotrophin signaling pathway](#)
- [VEGF signaling pathway](#)